

尊敬的用户：

感谢您选购TAKSTAR HM-200W UHF无线头戴麦克风，为了您能够更好的了解使用本产品，建议您在使用前仔细阅读本说明书。

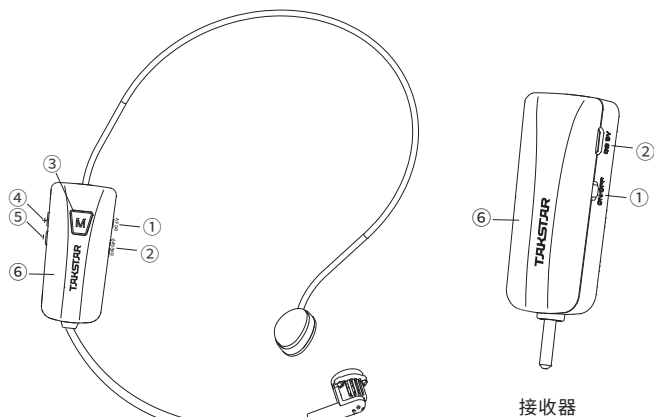
若存在有疑问或者您有宝贵的建议，可通过拨打得胜官方服务热线400 6828 333或使用微信扫描二维码关注得胜官方公众号与我们联系。



产品特性

- 采用UHF低功耗无线技术，抗干扰能力强，传输距离50米以上；
- 可调频，可支持40台机器同时使用，不串频，不干扰；
- 麦克风采用电容音头，灵敏度高，语音清晰自然，说话更轻松；
- 内置锂离子充电电池，使用时间达6小时左右。

无线头戴麦克风示意图



头戴麦克风

接收器

- ① 电源开关：向ON方向推动，蓝灯⑥亮，表示麦克风已经进入开机状态；向OFF方向推动，蓝灯⑥熄灭，表示耳麦已经进入关机状态；
- ② 5V充电插口：将USB充电线插入此孔，另一端连接通用的USB输出充电器，即可进行充电，充电指示灯红灯亮；
- ③ 频道切换键：点按切换频道，长按进入配对模式；
- ④ 音量+键：点按逐级增加音量；
- ⑤ 音量-键：点按逐级减小音量；
- ⑥ 指示灯：配对时，蓝灯慢闪；工作状态时，蓝灯常亮；低电时，蓝灯快闪；充电时，红灯常亮，充满后红灯熄灭；

使用说明

1. 配对连接：打开头戴麦克风电源开关，长按频道切换键3秒，头戴麦克风进入配对模式，然后打开接收器电源开关，将自动配对连接。
2. 频率调节：已成功配对设备，头戴麦克风频道切换键每点按一次切换至下一个频率通道（40组频率通道循环切换），接收器自动匹配新频率。

技术参数

- 频率响应：60Hz-16KHz
- 频率范围：630MHz-890MHz
- 工作电压：DC2.5-5.5V
- 电池规格：锂聚合物电池400mAh
- 充电电压：DC5V/100mA
- 充电时间：约4小时
- 使用时间：约6小时
- 灵敏度：-51至-54dB
- 使用距离：空旷地带50米
- 单机重量：接收约22g；发射约39g

注意事项

为避免电击、过高温、着火、辐射、爆炸、机械危险以及使用不当等可能造成的人身伤害或财产损失，使用本产品，请仔细阅读并遵守以下事项：

1. 使用产品时请确认所连接设备与本产品功率是否匹配以及合理调整音量大小，不要在超过产品功率及大音量下长时间使用，以免造成产品异常和耳朵听力损伤；
2. 使用中若发现有异常（如冒烟、异味等），请立即关闭电源开关并拔掉电源插头，然后将产品送经销商检修；
3. 本产品及配件都应放置在室内干燥通风处，勿长期存放在潮湿、灰尘多的环境，使用中避免靠近裸露火源、碰到液体物质、雨淋、产品进水、过度碰撞、抛掷、振动本机及覆盖通风孔，以免损坏其功能；
4. 使用该产品时需遵守相关安全规定，法律法规明确禁止使用场合请勿使用本机，以免导致意外事故；
5. 请不要自行拆机改装或维修，以防止出现人身伤害，如有问题或服务需求请联系当地经销商跟进处理；
6. 本产品适用的海拔及气候条件由选用的供电设备决定。

标准配置

头戴麦克风	1个
接收器	1个
充电线	1个
说明书	1份

适用场合

- 适用于演讲、教学、导游、宣传活动配合扩音器或音箱使用

注意事项：

1. 本单为保修凭证，请用户妥善保管，如有遗失，恕不保修或退换。
2. 保修期限制：购买之日起十二个月内。
3. 除了不可抗力事件损坏外，由本公司负责，免费维修。
4. 如属保管不善或使用不当造成的损坏，维修点将酌情收费。
5. 擅自拆卸维修者，不予保修。
6. 以上保修条款仅限于中国市场适用（不包含港澳台地区）。

产品服务保证书

姓名：_____ 电话：_____ 地址：_____

商品：_____ 型号：_____ 购买日期：_____年__月__日

维修记录栏(由维修员填写)	维修员签名	日期

◆ 广东得胜电子有限公司 ◆ 电话：400-6828-333 ◆ 地址：广东省惠州市博罗县龙溪镇富康一路2号



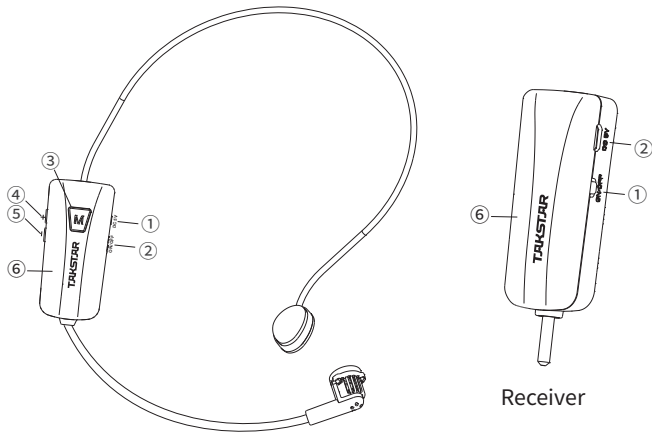
Dear Customer,

Thank you for purchasing TAKSTAR HM-200W UHF wireless headworn microphone. Please read the user manual carefully before operation and keep it for reference in future. If you have any question or suggestion, please contact our local dealer.

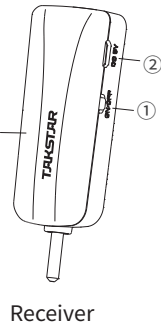
Features

- UHF low power consumption technology, high anti-interference capability, more than 50m operation range
- Frequency modulation; Up to 40 units can be used simultaneously without crosstalk or interference
- Condenser microphone, high sensitivity, clear vocal
- Built-in Li-ion battery lasts for 6h operation

Wireless Headworn Microphone Function Instruction



Headworn microphone



Receiver

- ① Power switch: push it to ON, and the blue LED ⑥ lights up. This means the microphone is turned on. Push it to OFF, and the blue LED ⑥ lights off. This means the microphone is turned off.
- ② 5V charging port: connect one end of USB charging cable with this port, and the other end with USB output charger to charge the microphone. The charging LED lights up red.
- ③ Channel switching button: press it shortly to switch channel. Keep pressing it to enter into matching mode.
- ④ Volume +: press it shortly to increase the volume level.
- ⑤ Volume -: press it shortly to decrease the volume level.
- ⑥ Indicator: during matching channel, the blue LED flashes slowly, and keeps lighting up during operation, and flashes quickly during low voltage. During charging, the red LED keeps lighting up, and lights off when being recharged fully.

Operation Instruction

1. Matching: turn on the headworn microphone. Keep pressing the channel switching button for 3 seconds for the matching mode. Turn on the receiver for automatic matching.
2. Frequency adjustment: for the matched equipments, press the channel matching button of headworn microphone to the next frequency channel (40 frequency channels in turn), then the receiver automatically matches the new frequency channel.

Specification

- Frequency Response: 60Hz-16KHz
- Frequency Range: 630MHz-890MHz
- Operation Voltage: DC2.5-5.5V
- Battery: Li-ion battery 400mAh
- Charging Voltage: DC5V/100mA
- Charging Time: approximate 4h
- Operation Time: approximate 6h
- Sensitivity: -51 to -54dB
- Operation Range: open area 50m
- Net Weight: receiver: approximate 22g, transmitter: approximate 39g

Caution

To avoid electric shock, over temperature, catching fire, explosion, mechanical risk and hurt or property loss caused by improper use, please read the following items carefully before operation:

1. Adjust the volume to proper level during operation. Do not operate at high volume level to avoid hearing loss.
2. If abnormal phenomenon (smoke, abnormal smell) happens, please turn off the power switch and disconnect the power plug with power socket, and send the product to local dealer for maintenance.
3. The product and accessories should be put in dry and ventilated place rather than humid or dusty environment. Prevent the product from fire, liquid, rain, water, over-colliding, throwing, vibrating, vent hole covered to avoid function destroyed.
4. Please abide by safety rules during operation. Do not use the product in the place prohibited by regulation or law to avoid accident.
5. Do not disassemble or repair the product by yourself to avoid hurt. If you have question or need service, please contact the local dealer.
6. The applicable altitude and climate condition of this product is subject to the power supply equipment.

Product Content

Headworn microphone	1pc
Receiver	1pc
Charging cable	1pc
User manual	1pc

Application

- Used with amplifier or speaker cabinet in speech, teaching, tour guide, propaganda