

★ 麦克风铜焊结构的网头及锌合金材质的外壳非常坚固

★ 低音清晰，高音无爆破声，并能承受高音压

★ 具有防滑功能，防止意外滑落

★ 电镀锌合金材质的麦克风本体，表面处理手感细腻，不易磨损

★ 适用于KTV包厢及卡拉OK演唱、家庭演唱等场合

单体：动圈式

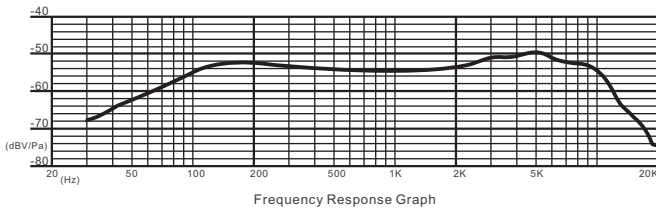
指向性：单指向

频率响应：50Hz-18kHz

灵敏度：-54dB±3dB(0dB=1V/Pa at 1kHz)

输出阻抗：500Ω±30%(at 1kHz)

频率响应曲线图：

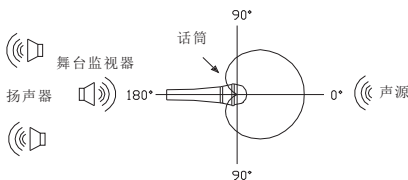


连接线的安装与拆卸：

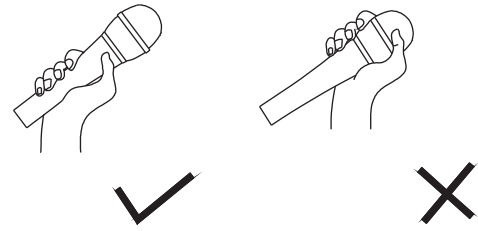
1. 把卡侬(XLR)插头插入麦克风，旋转插头使上面的扣键与麦克风上的槽口对准，然后将插头推入麦克风，直至扣键定位。

2. 麦克风与连接线分开时，可握住插头，同时按压扣键，然后将插头从麦克风拉出。

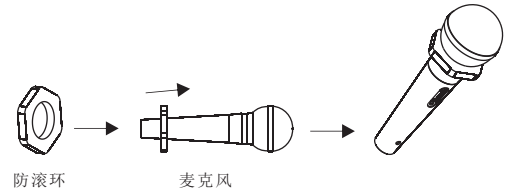
使用说明：



1. 为避免不必要的杂音及反馈，请将麦克风背对扩音



2. 使用麦克风时，手不要握在网头上，以免影响音质及引起反馈。



3. 安装防滚环时，请从麦克风尾端装入，切勿将之从麦克风网头处装入，以免影响音质及引起反馈。



4. 麦克风靠近声源，可以产生额外的低伴音效果，这种现象称为“近场效应”。利用这种效应可以使声音更加丰满。演奏乐器时，也可以利用近场效应来改善低音输出，而不必使用调音控制器。

使用说明：

1. 用手罩住麦克风头部，或使麦克风接近扩音器，可能产生啸叫声，遇此情形时，首先降低音量，拉开同扩音器的距离，尽量使麦克风不同扩音器相对。

2. 麦克风拾音网和风噪过滤海绵不要沾染灰尘，因为这些灰尘可能会改变麦克风的频响特性。定期清洗拾音网和过滤海绵，并确定干燥后才可安装。

3. 麦克风灵敏度高，必须注意不要从高处跌落，打击或给予强烈冲击。

4. 麦克风不使用时应存放在干燥清洁的地方，避免在温度、湿度过高的场所保管或使用，以免影响灵敏度和使用寿命。

★ 如需服务和配件方面的信息，请就近和得胜代理商联系，或请访问

得胜网站 [www.takstar.com](http://www.takstar.com)。

国内销售部

电话：0752-6383167 0752-6383951

传真：0752-6383950

生产基地：广东省惠州市博罗县龙溪镇富康一路2号

邮编：516121

网址：[www.takstar.com](http://www.takstar.com)

Equipped with brazing grille and die-cast zinc Housing  
Featuring distinct bass, no plosive at high sounds and large endurance for very high sound pressure levels

- ★ The rugged metal construction prevents the microphone from unexpected sliding

The plating Available with smooth and durable surface treatment

A good choice for KTV performances, Karaoke shows and home performances

### Specification:

Element: Dynamic

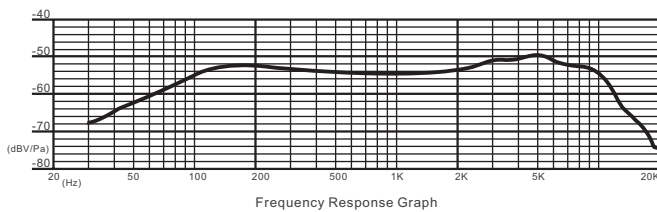
Polar Pattern: Uni-directional

Frequency Response: 50Hz-18kHz

Sensitivity: -54dB ± 3dB (0dB=1V/Pa at 1kHz)

Output Impedance: 500 ± 30% (at 1kHz)

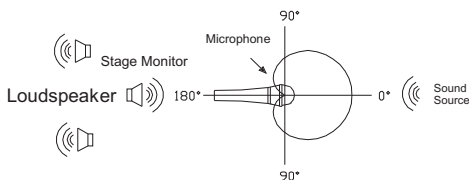
### Frequency Response Graph:



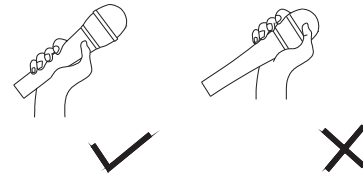
### Connecting and Disconnecting the Microphone Cable:

1. Insert the XLR connector into the microphone. If necessary, rotate the connector to align the key on the connector and the groove in the microphone. Push the connector into the microphone until it clicks.
2. To disconnect the cable and microphone, grasp the connector while depressing the tab. Pull the connector away from the microphone.

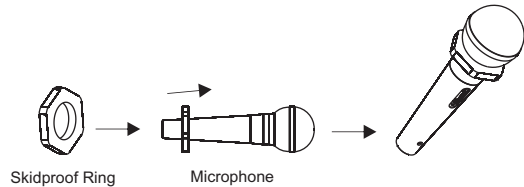
### Usage:



1. Please make sure the microphone it is not pointed to the speaker for avoiding undesirable noise or feedback.



2. When using the microphone, please do not cover the grille by hand for assuring its sound quality.



3. When assembling the skidproof ring, please start from the rear of the microphone instead of from its head in order to avoid unnecessary damage.



3. If placing the microphone near to the sound source, the enhanced bass will generate, this is what we called "proximity effect". It will make the sound much richer under proper handling. Other than the tuning table, it is also an ideal choice for improving the effect of the bass output during performance.

### Cautions:

1. If the head of the microphone is covered by hand or brought close to the speaker, a howling sound may be generated. To prevent this, first decrease the volume, then place the microphone so that it is not pointed to the speaker and that there is a sufficient distance between the microphone and speaker.
2. It is important to keep foreign particles out of the grille and the windscreen because they may alter the frequency response of the microphone. The grille and the windscreen shall be periodically cleaned using warm, soapy water, rinsed with plain water and let dry before replacing.
3. Due to the high sensitivity of the cartridge, do not drop it from high or apply strong shock to it!
4. To maintain the sensitivity and quality of sound reproducing, avoid exposing it to moisture and extreme temperatures.

- ★ Specifications are subject to change without prior notice.
- ★ For additional information about service or parts, please contact your local authorized Takstar Service Center or visit Takstar at [www.takstar.com](http://www.takstar.com).

### GUANGDONG TAKSTAR ELECTRONIC CO., LTD

Address: No.2 Fu Kang Yi Rd., Longxi Boluo Huizhou, Guangdong 516121 China

Tel: +86 752 6383644

Fax: +86 752 6383952

E-mail: [sales@takstar.com](mailto:sales@takstar.com)

Website: [www.takstar.com](http://www.takstar.com)