

TAKSTAR® 得胜

演讲咪 DA10S

SPEECH MICROPHONE



使用手册 User Manual

■ 前言

尊敬的用户：

感谢您选购得胜DA10S演讲咪，为了您能够更好的了解及使用本产品，建议您在使用前仔细阅读本说明书。

若存在有疑问或者您有宝贵的建议，可通过拨打得胜官方服务热线400 6828 333或微信扫描二维码关注得胜官方公众号与我们联系。



■ 产品特性

- 集麦克风、功放、扬声器于一体的演讲咪，适用于演讲、宣传、K歌娱乐等场合；
- 采用稀土扬声器，重量轻、音质好、声音大、峰值功率10W；
- 一键切换喊话及K歌模式，操作简便；
- 具备无线播放功能，简化繁琐的线材连接，无线播放音乐更方便，更自由；
- 具有音量调节功能，可根据使用的场合情况调整扩音音量；
- 内置DSP啸叫抑制芯片，有效抑制啸叫声；
- 超长待机，节能省电，停止使用15分钟后自动关机；
- 内置大容量锂电池，节能环保，使用时间约8小时；
- 小巧轻便，握感舒适，适合长时间手持扩音及K歌娱乐。

■ 适用范围

应用于演讲、宣传、K歌等场合。

■ 产品配置

DA10S演讲咪·····	1个
防风棉·····	1个
Type-C充电线·····	1条
使用手册·····	1份

■ 技术参数

主机参数

频率响应：100Hz-15kHz

峰值功率：10W

扬声器阻抗：4Ω

总谐波失真：THD≤5% 1KHz@4R,4W

信噪比：66dB (A-Weighted)@1W 4Ω（演讲模式）

无线播放版本:5.3

混响模式：Reverb

工作电压：3.4V-4.2V

电池类型：锂离子电池（18650）

电池容量：3.7V/2600mAh

充电方式：DC5V≐1.5A

充电时间：约4小时

使用时间：约8小时（演讲模式）

产品重量：约202g

产品尺寸：Φ64mm*254mm(直径*高)

音头参数

拾音器：背极式驻极体

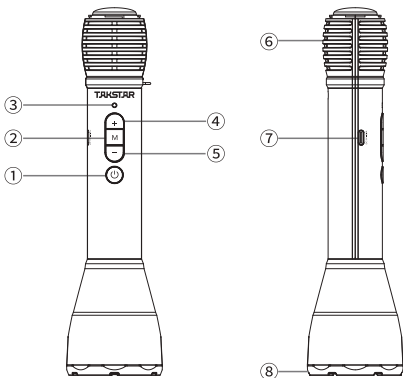
指向性：单指向

频率响应：150Hz-16KHz

灵敏度： $-47.5 \pm 1.5\text{dB}$ (0dB=1V/Pa, at 1KHz)

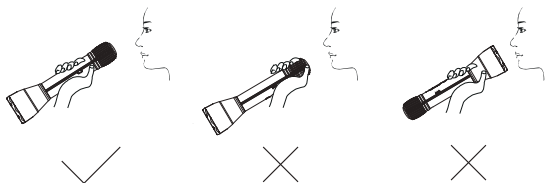
注：以上数据由得胜实验室测试得到，并拥有最终解释权！

功能示意



- ① 电源键：长按电源键2秒，开启或关闭扩音器。15分钟后不使用，将自动关机；
- ② “M” 按键：循环点按切换7种工作模式：演讲模式、主持模式、K歌模式、蓝牙模式、怪兽模式、萌娃模式、卡通模式，切换时伴随对应提示音。（备注：长按M键2秒，会自动切换到演讲模式）
- ③ 指示灯：电量充足时，指示灯常亮绿灯。电量少于1小时时，指示灯常亮红灯。充电状态时，指示灯闪烁红灯。充满电状态时，指示灯长亮绿灯。
- ④ “+” 按键：点按增加扩音器音量，共5档音量可调节；
- ⑤ “-” 按键：点按减小扩音器音量，无静音功能；
- ⑥ 拾音器：喊话时嘴要尽量靠近拾音器，一般保持3-5厘米为宜。不能用手捂住拾音器部分，否则容易生产啸叫；
- ⑦ 充电接口：连接Type-C充电线，请使用规格为5V = 1.5A且经过3C认证的充电头为扩音器充电；
- ⑧ 扩音器喇叭：喊话时不要靠近人耳，以免造成听力受损。请尽量保持喇叭清洁。

提示：初次使用时，建议先充满电；当电池充满时，请停止对电池充电，避免电池过充；如长时间不用，需每半年充电一次，避免电池过放，对电池性能产生影响。



握持示意图

■ 无线配对方法

首次使用本机时，需要与手机或无线播放设备配对连接，步骤如下：

1. 打开演讲咪电源开关，点按“M”键切换至蓝牙模式；
2. 此时打开手机的“设置”菜单，找到无线连接功能选项，开启手机的无线播放功能，待搜索到“TAKSTAR DA10S”，点击“TAKSTAR DA10S”进行连接，当演讲咪可以进行无线播放声音，则表示设备已连接成功。
3. 下次切换至蓝牙模式时，如果是已经进行过无线连接，则自动回连；在无线连接成功的情况下，切换到其他工作模式则自动断开无线连接。

■ 安全警示

为避免电击、高温、着火、辐射、爆炸、机械危险以及使用不当等可能造成的人身伤害或财产损失，使用本产品前，请仔细阅读并遵守以下事项：

1. 请勿将喇叭靠近人耳，以免造成听力损伤；
2. 使用中若发现有异常（如冒烟、异味等），请立即关闭电源开关并拔掉电源插头，然后将产品送经销商检修；
3. 本产品及配件都应放置在室内干燥通风处，勿长期存放在潮湿、灰尘多的环境；使用中避免靠近火源、雨淋、进水、过度碰撞、抛掷、振动本机及覆盖通风孔，以免损坏其功能；
4. 使用该产品时需遵守相关安全规定，法律法规明确禁止使用场合请勿使用本机，以免导致意外事故；
5. 请不要自行拆机改装或维修，以防止出现人身伤害，如有问题或服务需求请联系当地经销商跟进处理；
6. 消费者若使用电源适配器供电，则应购买配套使用获得CCC认证并满足标准要求的电源适配器。

■ 关于图标含义解释



根据RL2004/108/EG和European Low Voltage Directive（欧洲低电压指令）RL2006/95/EG的测试结果表明，本产品符合欧共体关于电磁兼容性的成员国法律整合的指令中所规定的限值。



此符号表示，根据WEEE指令(2012/19/EU)和国家法律，由于这种类型的废弃物会有潜在的有害物质，可能对环境
和人类健康产生负面影响，所以本产品不应与您的家庭垃圾一起处置，应将本产品交由授权的电气和电子设备（WEEE）回收站回收。同时，您在正确处理本产品的同时将有助于自然资源的有效利用。如需了解更多有关您可以在何处放置废物回收设备的信息，请联系您当地的城市办事处、废物管理局或家庭废物处理服务部门。

■ 环保说明

产品中有毒有害物质或元素的名称及含量标识表

部件名称	有毒有害物质或元素					
	铅 (Pb)	汞 (Hg)	镉 (Cd)	六价铬 (Cr(VI))	多溴联苯 (PBB)	多溴二苯醚 (PBDE)
塑料部件	○	○	○	○	○	○
金属部件	×	○	○	○	○	○
电路板组件	×	○	○	○	○	○
线缆	×	○	○	○	○	○
<p>本表格依据SJ/T 11364的规定编制。</p> <p>○: 表示该有害物质在该部件所有均质材料中的含量均在 GB/T 26572规定的限量要求以下。</p> <p>×: 表示该有害物质至少在该部件的某一均质材料中的含量超出 GB/T 26572规定的限量要求。</p>						
<p>此标志为产品的环保使用期限标志，</p> <p>且此环保使用期限只适用于产品正常工作的温度和湿度等条件。</p>						

■ 关于本说明书

本说明书中内容符合截止印刷之日的技术规格。由于得胜公司会不断改进产品，本说明书可能不符合您的特定产品的技术规格。要获取最新版说明书，请访问得胜官网，然后下载说明书文件。技术规格、设备或另售的附件在各个地区可能有所不同，如有问题请与当地得胜销售网点确认。如需更多支持和深层产品信息，请浏览得胜官方网站：<https://www.takstar.com>

■ Product

Dear Customer,

Thank you for purchasing TAKSTAR DA10S speech microphone. Please read the user manual carefully before operation and keep it for reference in future. If you have any questions or suggestions, please contact our local dealer.

■ Features

- Combining microphone, power amplifier and speaker together, suitable for speech, publicity, karaoke
- Rare earth material speaker, light weight, excellent sound, high volume, peak power 10W
- One button to switch between MC mode and KTV mode, easy operation
- Wireless playing function without the trouble of cable connection, more convenient to play music
- Volume adjusting function to adjust the volume based on the venue
- Built-in DSP chip with the feedback rejecting function to reject feedback effectively
- Ultra-long standby, turning off automatically after no signal input for 15 minutes to save the power consumption
- High capacity Lithium battery for energy saving and environmental protection, approximately 8h operation time
- Compact design, comfortable to hold, suitable for reinforcement and karaoke for a long time

■ Application

Speech, publicity, karaoke, etc.

■ Product content

DA10S speech microphone	1pc
Windscreen	1pc
Type-C charging cable	1pc
User manual	1pc

■ Specification

Specification

Frequency Response: 100Hz-15kHz

Peak Power: 10W

Speaker Impedance: 4Ω

THD: THD≤5% 1KHz@4R,4W

S/N Ratio: 66dB (A-Weighted)@1W 4Ω (speech mode)

Wireless Playback: V5.3

Reverb: Reverb

Operating Voltage: 3.4V-4.2V

Battery Type: Li-ion battery (18650)

Battery Capacity: 3.7V/2600mAh

Charging: DC5V=1.5A

Charging Time: approx. 4h

Operation Time: approx. 8h (speech)

Net Weight: approx. 202g

Dimension: Φ64mm*254mm (Dia*H)

Cartridge Specification

Cartridge: back electret

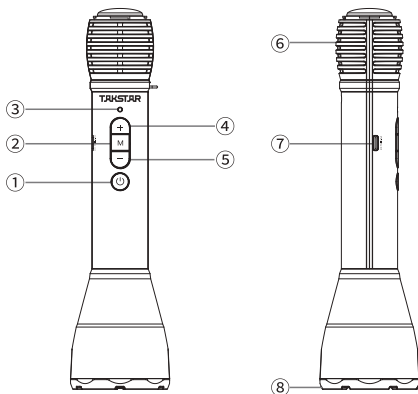
Polar Pattern: unidirectional

Frequency Response: 150Hz-16KHz

Sensitivity: $-47.5 \pm 1.5\text{dB}$ (0dB=1V/Pa, at 1KHz)

Note: The data is tested by Takstar Laboratory and Takstar has the final interpretation right!

Function

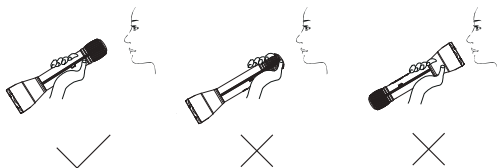


- ① Power button: Keep pressing it for 2 seconds to turn on or off the amplifier. If it is not used for 15 minutes, it will automatically power off.

- ② "M" button: Click it to cycle through 7 modes (i.e., speech mode, host mode, karaoke mode, Bluetooth mode, monster mode, child mode, anime mode), accompanied by corresponding voice prompt. (Note: Hold M button for 2s to auto switch to speech mode)
- ③ Indicator light: If it keeps lighting up green during operation, this means sufficient power supply. If the power can last for less than 1h, it keeps lighting up red. It flashes red when charged. If it keeps lighting up green, this means it is fully charged.
- ④ "+" button: Click it to increase the volume of the amplifier. A total of 5 levels of volume can be chosen.
- ⑤ "-" button: Click it to decrease the volume of the amplifier. There is no mute function.
- ⑥ Cartridge: When speaking, the mouth should be as close as possible to the pickup, generally 3-5 cm. Do not cover the cartridge with your hands; otherwise it will easily produce feedback.
- ⑦ Charging interface: Connect to the Type-C charging cable. Please use a charging head with a specification of 5V \approx 1.5A and 3C certification to charge the amplifier.
- ⑧ Speaker: Do not put the speaker too close to people's ears to avoid hearing damaging. Please try to keep the speaker clean.

Note: When the product is used for the first time, it is recommended to fully charge it first; when it is fully charged, please stop charging the battery to avoid overcharge; if it is

not used for a long time, it needs to be charged once every six months to avoid over discharge of the battery, which will affect the battery performance.



Holding diagram

■ Wireless pairing method

When the product is used for the first time, it needs to be paired with a mobile phone or a wireless playing device. The steps are as follows:

1. Power up the mic and press "M" button to switch to Bluetooth mode.
2. Enter SETTINGS menu on your phone, find and enable Bluetooth, wait until "TAKSTAR DA10S" is discovered and tap on it to connect. If connected successfully, you should be able to play audio wirelessly through the mic.
3. Next time you switch to Bluetooth mode, it will automatically pair to the previously connected device. Switching to other mode will disable wireless connection automatically.

■ Caution

In order to avoid possible personal injury or property damage caused by electric shock, high temperature, fire, radiation, explosion, mechanical hazards and improper use, please read and observe the following items carefully before using the product.

1. Please do not put the speaker close to people's ears to avoid hearing damage.
2. If there is any abnormality (such as smoke, odor, etc.) during use, please turn off the power switch and unplug the power plug immediately, and then send the product to the dealer for maintenance.
3. The product and accessories should be placed indoors in a dry and ventilated place. Do not store them in a humid and dusty environment for a long time. Avoid getting close to fire, rain, water, excessive collision, throwing, vibrating the machine and covering the ventilation holes during use, so as not to damage its function.
4. When using the product, you must abide by the relevant safety regulations. Please do not use the product in the occasions that are clearly prohibited by laws and regulations to avoid accidents.
5. Please do not disassemble, refit or repair the product by yourself to prevent personal injury. If you have any questions or service needs, please contact our local dealer for follow-up.
6. If you use a power adapter to supply power, you should purchase and use a power adapter that has obtained CCC certification and meets the standard requirements.

■ Label Meanings



This device is compliant with the limits of the European Council Directive on the approximation of the laws of the member states relating to electromagnetic compatibility according to RL2004/108/EG and European Low Voltage Directive RL2006/95/EG.



This symbol indicates that this product should not be disposed of with your household waste, according to the WEEE directive (2012/19/EU) and your national law.

This product should be handed over to an authorized collection site for recycling waste electrical and electronic equipment (WEEE). Improper handling of this type of waste could have a possible negative impact on the environment and human health due to potentially hazardous substances that are generally associated with WEEE. At the same time, your cooperation in the correct disposal of this product will contribute to the effective usage of natural resources. For more information about where you can drop off your waste equipment for recycling, please contact your local city office, waste authority, or your household waste disposal service.

■ About This Manual

This manual contains up-to-date technical specifications as of printing. However, specifications contained herein may not conform to your particular product since Takstar is constantly improving its products. Also, specifications, devices or accessories available may vary from region to region. If you have any questions, please contact our local sales outlet. For the latest version/more information, please visit our website: <https://www.takstar.com/>

注意事项:

1. 本单为保修凭证, 请用户妥善保管, 如有遗失, 恕不保修或退换。
2. 保修期限制: 购买之日起十二个月内。
3. 除了不可抗力事件损坏外, 由本公司负责, 免费维修。
4. 如属保管不善或使用不当造成的损坏, 维修点将酌情收费。
5. 擅自拆卸维修者, 不予保修。
6. 以上保修条款仅限于中国市场适用 (不含港澳台地区)。

产品服务保证书

姓名: _____ 电话: _____ 地址: _____

商品: _____ 型号: _____ 购买日期: _____ 年 _____ 月 _____ 日

维修记录栏 (由维修员填写)	维修员签名	日期

◆广东得胜电子有限公司 ◆电话: 400-6828-333 ◆地址: 广东省惠州市博罗县龙溪街道富康一路2号



**广东省电声工程技术研究开发中心
广东得胜电子有限公司制造**

地址：广东省惠州市博罗县龙溪街道富康一路2号

服务热线：400 6828 333 传真：0752-6383950

邮箱：xs@takstar.com

网址：www.takstar.com

Guangdong Takstar Electronic Co., Ltd.

Address: No. 2 Fu Kang Yi Rd., Longxi Boluo

Huizhou, Guangdong 516121 China

Tel: 86 752 6383644 Fax: 86 752 6383952

Email: sales@takstar.com

Website: www.takstar.com

CMIIT ID: 24J442C6U465 中国制造 Made in China