

TAKSTAR® 得胜



MG-10QZ 前置放大器 Pre Amplifier

使用手册 | User Manual

MG-10QZ 前置放大器

■ 前言

感谢您选购得胜MG-10QZ前置放大器,为了您能够更好地了解使用本产品,建议您在使用前仔细阅读本说明书。

若存在有疑问或者您有宝贵的建议,可通过拨打得胜官方服务热线400 6828 333或微信扫描二维码关注得胜官方公众号与我们联系。



■ 产品特性

- 5路话筒输入,3路线路输入,1路紧急线路输入,2路线路输出功能;
- 话筒1和紧急线路具有最高优先,强行切入优先功能;话筒(MIC2、3、4、5)与线路(AUX1、2、3)同级;
- 各路输入通道均可独立调节音量;
- 内置 MP3 解码播放器与蓝牙播放器,可自由切换播放模式;
- 支持 U盘及SD 卡存储歌曲,更换歌曲方便;
- 设有高音和低音独立调节;
- 支持多种指示灯显示(电源、信号、削峰)。

■ 适用范围

适用于会议室、商场、校园公共广播等场合

■ 产品配置

前置放大器.....	1台
电源线.....	1条
说明书.....	1份

MG-10QZ 前置放大器

■ 技术参数

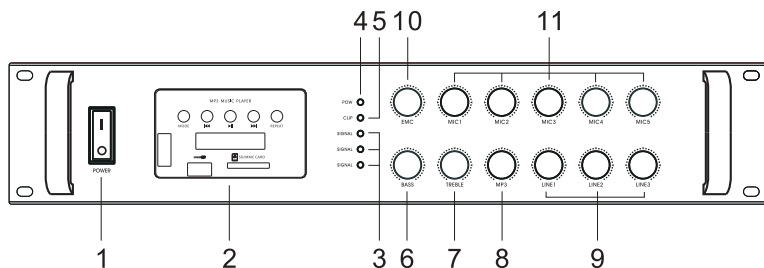
- 电源:AC220V /3A
- MIC灵敏度:-40dB
- AUX灵敏度:-12dB
- 线路输出:0dB
- 频率响应:20-20KHZ ($\leq \pm 3\text{dB}$)
- 谐波失真: $\leq 1\%$
- 信噪比: $\geq 85\text{dB}$
- 工作温度: $5^{\circ}\text{C}-45^{\circ}\text{C}$
- 工作湿度:20%-80%相对湿度,无结露
- 功耗: $<10\text{W}$
- 机身尺寸(mm):483X342X90mm
- 产品重量:约5KG
- 音频优先等级:MIC1=EMC1>MIC2=MIC3=MIC4=MIC5=LINE1=LINE2=LINE3
- 保险管:5X20mm 3A
- 物理接口:音频输入(RCA莲花座*4组、6.35话筒座*5)
 - 音频输出(RCA莲花座*2组)
 - 电源座(品字插座*1)
- 播放器解码格式:MP3
- U盘:最大支持32G, FAT32

注:以上数据由得胜实验室测试得到,并拥有最终解释权!

MG-10QZ 前置放大器

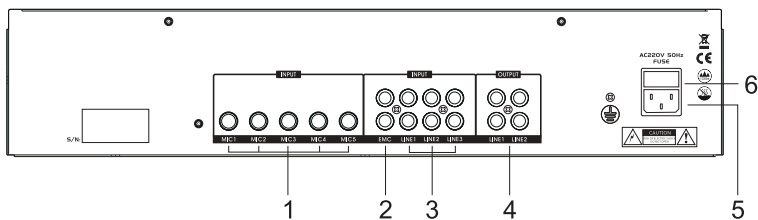
■ 功能示意

前面板



- | | | |
|---------|-----------|---------------------|
| 1、电源开关 | 5、削峰指示灯 | 9、LINE1/2/3音量调节 |
| 2、MP3模块 | 6、低音调节 | 10、EMC音量调节 |
| 3、信号指示灯 | 7、高音调节 | 11、MIC1/2/3/4/5音量调节 |
| 4、电源指示灯 | 8、MP3音量调节 | |

后面板



- | | |
|--------------------|-----------|
| 1、MIC1/2/3/4/5信号输入 | 4、OUT音频输出 |
| 2、EMC信号输入 | 5、AC电源输入座 |
| 3、LINE1/2/3信号输入 | 6、保险座 |

MG-10QZ 前置放大器

■ 安全警示

为避免电击、高温、着火、辐射、爆炸、机械危险以及使用不当等可能造成的人身伤害或财产损失，使用本产品前，请仔细阅读并遵守以下事项：

1. 使用产品时请确认所连设备与本产品是否匹配以及合理调整音量大小，不要在超过产品功率及大音量下长时间使用，以免造成产品异常；
2. 使用中若发现有异常（如冒烟、异味等），请立即关闭电源开关并拔掉电源插头，然后将产品送售后服务网点检修；
3. 消费者若使用电源适配器供电，则应购买配套使用获得CCC认证并满足标准要求的电源适配器；
4. 本产品及附件都应放置在室内干燥通风处，请勿长期存放在潮湿、灰尘多的环境，使用中避免靠近火源、雨淋、进水、过度碰撞、抛掷、振动本机及覆盖通风孔，以免损坏其功能；
5. 若产品需要固定于墙壁或天花板时，请确保固定到位，防止因固定强度不足导致产品发生跌落危险；
6. 使用该产品时需遵守相关安全规定，法律法规明确禁止使用场合请勿使用本产品，以免导致意外事故；
7. 请不要自行拆机改装或维修，以防止出现人身伤害，如有问题或服务需求请联系当地售后服务网点跟进处理。

■ 关于图标含义解释



此符号表示，根据WEEE指令(2012/19/EU)和国家法律，由于这种类型的废弃物会有潜在的有害物质，可能对环境 and 人类健康产生负面影响，所以本产品不应与您的家庭垃圾一起处置，
应将本产品交由授权的电气和电子设备（WEEE）回收站回收。同时，您在正确处理本产品的同时将有助于自然资源的有效利用。如需了解更多有关您可以在何处放置废物回收设备的信息，请联系您当地的城市办事处、废物管理局或家庭废物处理服务部门。

MG-10QZ 前置放大器

■ 关于本说明书

本说明书中内容符合截止印刷之日的技术规格。由于得胜公司会不断改进产品,本说明书可能不符合您的特定产品的技术规格。要获取最新版说明书,请访问得胜官网,然后下载说明书文件。技术规格、设备或另售的附件在各个地区可能有所不同,如有问题请与当地得胜销售网点确认。如需更多支持和深层产品信息,请浏览得胜官方网站:<https://www.takstar.com>

版权所有 ©2025 得胜。得胜、TAKSTAR及其各自标志是广东得胜电子有限公司在中国和/或其他国家/地区的注册商标或商标。所有其它商标均是各自所有者的财产。

注意事项:

1. 本单为保修凭证,请用户妥善保管,如有遗失,恕不保修或退换。
2. 保修期限制:购买之日起十二个月内。
3. 除了不可抗力事件损坏外,由本公司负责,免费维修。
4. 如属保管不善或使用不当造成的损坏,维修点将酌情收费。
5. 擅自拆卸维修者,不予保修。
6. 以上保修条款仅限于中国市场适用(不含港澳台地区)。

产品服务保证书

姓名: _____ 电话: _____ 地址: _____

商品: _____ 型号: _____ 购买日期: _____ 年 ____ 月 ____ 日

维修记录栏 (由维修员填写)	维修员签名	日期

◆广东得胜电子有限公司 ◆电话: 400-6828-333 ◆地址: 广东省惠州市博罗县龙溪街道富康一路2号

MG-10QZ Pre Amplifier

■ Preface

Dear Customer,

Thanks for purchasing our product. Read this manual thoroughly for proper use.

If you have any questions or suggestions, please contact our local sales service.

■ Features

- 5 mic inputs, 3 line inputs, 1 emergency line input, and 2 line outputs.
- Highest priority (override) for Mic 1 and emergency line; MIC2/3/4/5 and AUX1/2/3 are at same priority level.
- Independent volume control for each input channel.
- Built-in MP3 decoder and Bluetooth player, switchable playback modes.
- Supports USB flash drive and SD card for convenient stored music playback.
- Features independent treble and bass control.
- Multiple indicator lights for power, signal, and clipping indication.

■ Application

For use in conference rooms, shopping malls, and campus public broadcasts.

■ Product Configuration

1 × Pre Amplifier

1 × Power Cable

1 × User Manual

MG-10QZ Pre Amplifier

■ Specifications

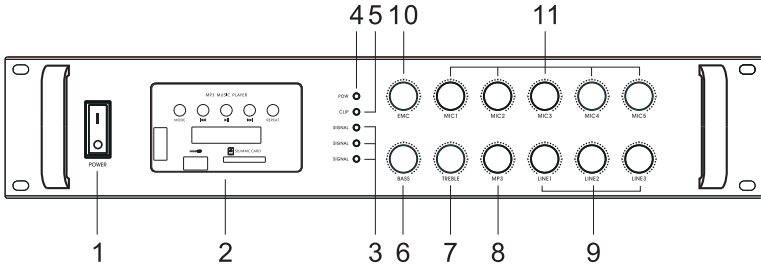
- Power Supply: AC220V / 3A
- MIC Sensitivity: -40dB
- AUX Sensitivity: -12dB
- Line Output: 0dB
- Frequency Response: 20-20kHz ($\leq \pm 3\text{dB}$)
- Harmonic Distortion: $\leq 1\%$
- Signal-to-Noise Ratio: $\geq 85\text{dB}$
- Operating Temperature: 5°C-45°C
- Operating Humidity: 20%-80% relative humidity, non-condensing
- Power Consumption: <10W
- Dimensions (mm): 483 × 342 × 90
- Weight: Approx. 5kg
- Audio Priority Levels: MIC1 = EMC1 > MIC2 = MIC3 = MIC4 = MIC5 = LINE1 = LINE2 = LINE3
- Fuse: 5 × 20mm 3A
- Physical Interfaces:
 - Audio Inputs: 4 × RCA connector sets, 5 × 6.35mm mic jacks
 - Audio Outputs: 2 × RCA connector sets
 - Power Socket: 1 × IEC socket
- Player Decoding Format: MP3
- USB Drive Support: Up to 32GB, FAT32

Note: The above data are measured by Takstar laboratory which has the final interpretation right!

MG-10QZ Pre Amplifier

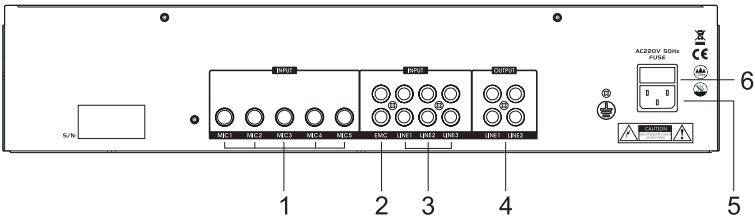
Function Overview

Front Panel



- 1. Power Switch
- 2. MP3 Module
- 3. Signal Indicator
- 4. Power Indicator
- 5. Clipping Indicator
- 6. Bass Control
- 7. Treble Control
- 8. MP3 Volume Control
- 9. LINE1/2/3 Volume Controls
- 10. EMC Volume Control
- 11. MIC1/2/3/4/5 Volume Controls

Rear Panel



- 1. MIC1/2/3/4/5 Signal Inputs
- 2. EMC Signal Input
- 3. LINE1/2/3 Signal Inputs
- 4. Audio Output (OUT)
- 5. AC Power Input Socket
- 6. Fuse Holder

MG-10QZ Pre Amplifier

■ Safety Instructions

To avoid electric shock, overheat, fire, radiation, explosion, mechanical risk and injury or property loss due to improper use, please read and observe the following items before use:

1. Please check if the power of the connected equipment matches with that of this product before operation. Adjust the volume to proper level during operation. Do not operate at over-power or high-volume level for extended time to avoid product malfunction.
2. If there is any abnormality during use (e.g., smoke, strange odor), please kill the power switch and unplug from power source, then send the product to the local after-sales service for repair.
3. Power adapter used, if any, should be approved by CCC certification or similar standards and comply with the power supply requirements.
4. Keep this product and its accessories in a dry and ventilated area. Do not store in a humid or dusty area for extended time. Keep away from fire, rain, liquid intrusion, bumping, throwing, vibrating, or from blocking any ventilation openings, to prevent malfunction.
5. The product must, when installed on walls or ceilings, be fixed firmly in place at adequate strength to prevent from falling.
6. Please abide by safety rules during operation. Do not use the product in places prohibited by laws or regulations to avoid accident.
7. Do not disassemble or repair the product without authorization to avoid injury. If you have any questions or require any services, please contact our local after-sales service.

MG-10QZ Pre Amplifier

■ Label Meanings



This symbol indicates that this product should not be disposed of with your household waste, according to the WEEE directive (2012/19/EU) and your national law. This product should be handed over to an authorized collection site for recycling waste electrical and electronic equipment (WEEE). Improper handling of this type of waste could have a possible negative impact on the environment and human health due to potentially hazardous substances that are generally associated with WEEE. At the same time, your cooperation in the correct disposal of this product will contribute to the effective usage of natural resources. For more information about where you can drop off your waste equipment for recycling, please contact your local city office, waste authority, or your household waste disposal service.

■ About This Manual

This manual contains up-to-date technical specifications as of printing. However, specifications contained herein may not conform to your particular product since Takstar is constantly improving its products. Also, specifications, devices or accessories available may vary from region to region. If you have any questions, please contact our local sales outlet. For the latest version/more information, please visit our website: <https://www.takstar.com/>

Copyright ©2025 TAKSTAR. TAKSTAR, 得胜 and their respective logos are registered trademarks or trademarks of Takstar company in the PRC, and/or other countries. All other trademarks are the property of their respective owners.



扫一扫，了解更多产品
Scan for more
product information

广东省电声工程技术研究开发中心 广东得胜电子有限公司制造

地址：广东省惠州市博罗县龙溪街道富康一路2号

服务热线：400 6828 333 传真：0752 6383950

邮箱：xs@takstar.com

网址：www.takstar.com

Guangdong Takstar Electronic Co., Ltd.

Address: No. 2 Fu Kang Yi Rd., Longxi Boluo

Huizhou, Guangdong 516121 China

Tel: 86 752 6383644 Fax: 86 752 6383952

Email: sales@takstar.com

Website: www.takstar.com