

# TAKSTAR® 得勝



ML 750

## 用户手册

User manual

## 便携式立体耳机

PORTABLE  
STEREO HEADPHONE

# ML 750



便于收纳和携带



适合不同头型  
的人佩戴



通过Apple Mfi  
认证

Made for

iPhone | iPad | iPod

广东省电声工程技术研究开发中心  
广东得胜电子有限公司制造

产品名称: ML750便携式立体声耳机  
公司名称: 广东得胜电子有限公司  
地址: 广东省惠州市博罗县龙溪镇富康一路2号  
电话: 400 6828 333 传真: +86 752 6383950  
邮箱: xs@takstar.com  
网址: www.takstar.com

**Designed & Manufactured by:**

Guangdong Takstar Electronic Co., Ltd.  
Address: No. 2 Fu Kang Yi Rd., Longxi Boluo  
Huizhou, Guangdong 516121 China

International Sales:

Tel: 400 6828 333  
Email: sales@takstar.com  
Website: www.takstar.com

得胜科声系列中国总代理

惠州音平电声科技股份有限公司  
HUIZHOU INGPING ELECTROSONIC CO., LTD

地址: 惠州市惠城区江北26号小区盛丰商务大厦1111  
电话: +86 752 2072638 传真: +86 752 7213017  
邮箱: ingping@ingping.com  
网址: www.ingping.com



## 尊敬的用户：

感谢您选购TAKSTAR ML 750便携式立体声耳机，为了您能够更好的了解使用本产品，建议您在使用前仔细阅读本说明书。

若存在有疑问或者您有宝贵的建议，可通过拨打得胜官方服务热线400 6828 333或使用微信扫描二维码关注得胜官方公众号与我们联系。



## 产品特性



采用钕铁硼磁铁与CCAW音圈，展现丰富细腻的声音细节



PET振膜具有耐压特性，不受气压变形而产生声音失真



选用高密质的檀木做为单元腔体，有效降低机体谐振，使用时听感温和醇厚



耳罩选用高蛋白质PU皮，舒适的肌肤体验，适合长时间佩戴



可折叠式结构，专为户外街走聆听而设计，便于收纳盒携带

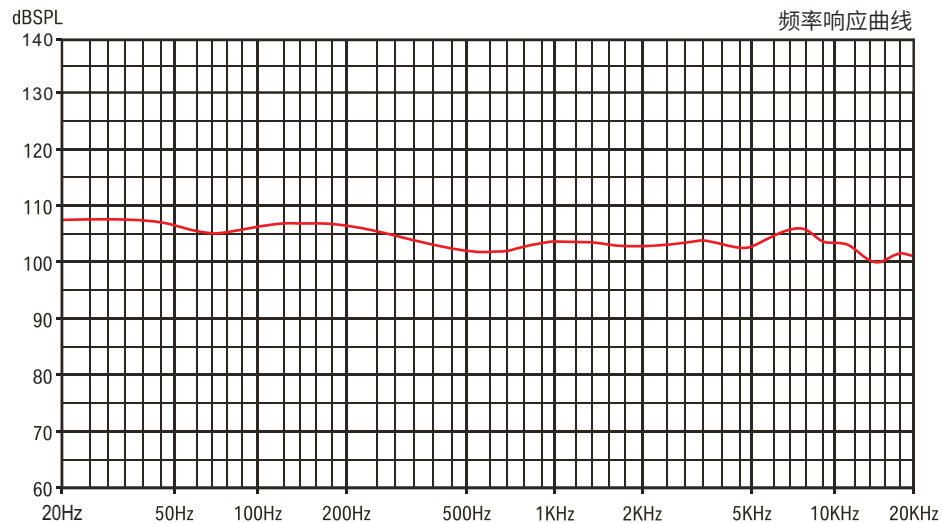


头梁采用人体工程学设计，适合于不同头型的人佩戴



产品通过Apple MFi认证，兼容iPhone、iPad和iPod等产品

## 技术参数



产品类型：动圈式立体声耳机

额定功率：20mW

单元直径：Ø40mm

麦克风导线：Ø2.5mm x 1.2m

单元阻抗：16Ω±15%

产品重量：155±20 g

频率响应：20Hz~20KHz

产品颜色：黑色

灵敏度：103.0±3dB at 1KHz

峰值功率：40mW

## 标准配置

		
ML 750耳机	便携盒	说明书

## 产品服务保证书

姓名：\_\_\_\_\_ 电话：\_\_\_\_\_ 地址：\_\_\_\_\_ 日期：\_\_\_\_\_ 年 \_\_\_\_ 月 \_\_\_\_ 日  
 商品：\_\_\_\_\_ 型号：\_\_\_\_\_ 购买日期：\_\_\_\_\_ 年 \_\_\_\_ 月 \_\_\_\_ 日

维修记录栏(由维修员填写)	维修员签名	日期

### 注意事项：

1. 本单为保修凭证，请用户妥善保管，如有遗失，恕不保修或退换。
2. 保修期限制：购买之日起十二个月内。
3. 除了不可抗力事件损坏外，由本公司负责，免费维修。
4. 如属保管不善或使用不当造成的损坏，维修点将酌情收费。
5. 擅自拆卸维修者，不予保修。
6. 以上保修条款仅限于中国内地适用（不含港澳台地区）。

## Maintenance

- After the operation for some time, please use dry cloth or the towel with neutral soapsuds or detergent for cleaning. Do not put it into water for cleaning.
- Operating the headphone in high temperature or high humidity leads to headphone damage or shortening the headphone life.
- Keep the headphone away from strong magnet to avoid demagnetizing or headphone sensitivity decreased.

## Caution

### ⚠ DANGER

• To guarantee personal safety, do not wear or keep the headphone close (less than 10cm) to the pacemaker.	🚫 Prohibition
• Do not connect the cable plug with AC power socket.	🚫 Prohibition
• To guarantee personal safety, do not operate the headphone (or earphone) during driving or riding or walking.	⚠ Implementation
• Keep the headphone (or earphone) away from fire to avoid explosion.	🚫 Prohibition

### ⚠ CAUTION

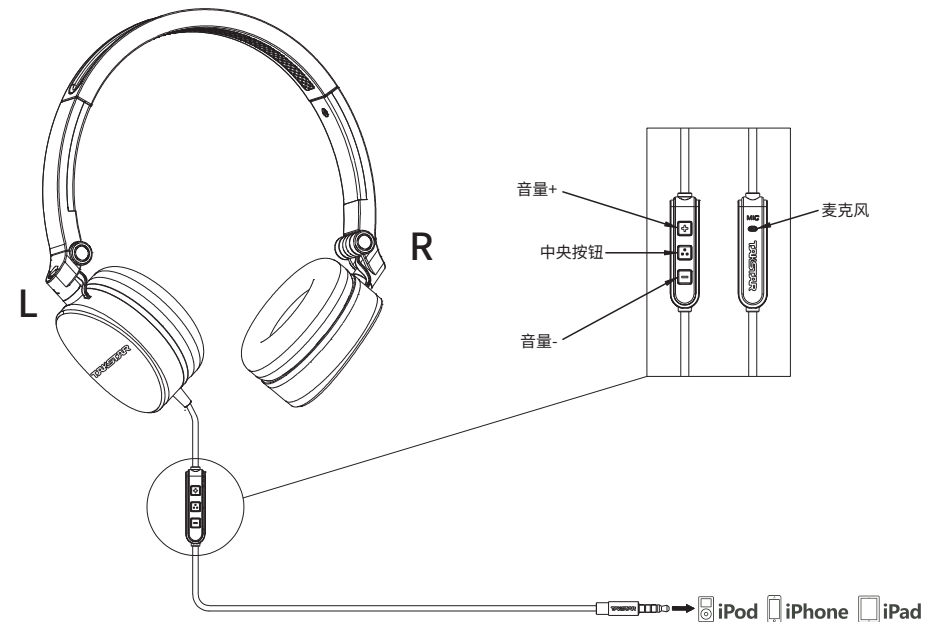
• The rated power of ML 750 is 20 mW. Please do not operate it at overload status to avoid headphone (or earphone) damage.	⚠ Implementation
• Please keep the headphone (or earphone) in dry and clean environment. During operation, prevent the headphone (or earphone) from water entering into it or dropping or colliding to avoid damage.	🚫 Prohibition

### ⚠ WARNING

• Supervise the children when they are using this product because this product is not a toy.	⚠ Implementation
• Abide by the relative regulation or law during operation. Do not use this headphone if it is prohibited by regulation or law to avoid accident.	⚠ Implementation
• Please do not disassemble or repair the headphone by yourself to avoid problem happens.	🚫 Disassembly Prohibited

## 连接与操控

### 设备连接示意图



### 线控按键使用方法:

1. 按下“+”或“-”按键可调节音量大小。
2. 按下中央按钮一次可以暂停播放 ipod 产品曲目，再按一次可以继续回放。
3. 快速按下中央按钮两次可以跳到下一个曲目。
4. 快速按下中央按钮三次可以返回到上一个曲目。
5. 长时间按着中央按钮开启“VoiceOver”功能（如果可用）；“VoiceOver”功能的可用性视为 ipod 及其软件版本而定。
6. 按下中央按钮可接听来电，再按一下结束通话（按住两秒可拒绝接听来电，放开按钮时，会发出两声低沉的嘟声，确认您已拒绝通话）。

## 兼容机型与版权

### 相兼容 iPod / iPhone / iPad 机型:

iPhone 6s Plus	iPad Air 2	iPod touch (5th generation)
iPhone 6s	iPad mini 3	iPod touch (4th generation)
iPhone 6 Plus	iPad Air	
iPhone 6	iPad mini 2	
iPhone 5s	iPad mini	
iPhone 5	iPad (4th generation)	

### 关于版权

“Made for ipod”、“Made for iphone”、“Made for ipad”表示专为ipod、iphone、或ipad而设计的电子附件，并经开发者认证符合Apple性能标准。Apple对于本装置的操作或者是否符合安全及法规标准不予负责。

## 正确使用方法

为了避免听力受损，请务必在连接耳机前将播放设备音量调小。在将耳机佩戴入耳内/耳上之后，再逐步调大至您聆听舒适的音量。噪音是以分贝（dB）为计量单位的，外界任何85分贝及以上的噪音都会导致听力逐渐受损。

请注意您的使用习惯。音量和时间对听力损失的影响成正反比的关系：音量越大，您聆听的时间越短；音量越舒适，您聆听的时间越长。长时间使用较高的音量会对您的听力造成伤害。

此分贝（dB）表对某些常见声音进行比较，并列出了他们可能对听力的潜在危害等级。

声音来源	噪声等级	听力影响
低声细语	30dB	非常安静
安静的办公室	50-60dB	舒适的听力级别在60dB以下
吸尘器/吹风机	70dB	有一定入侵性，造成干扰妨碍电话交谈
食物料理机	85-90dB	85dB是开始造成听力受损（连续8小时）的级别
垃圾清理机 混凝土搅拌机	100dB	建议无保护措施而暴露在90-100dB声音之下的时间不要超过15分钟
电锯/电钻	110dB	经常暴露于超过100dB的声音1分钟以上会有听力受损的风险
摇滚音乐会 (因情况而异)	110-140dB	感觉疼痛的阈值在120dB左右开始

“普通人能够以70%的音量每天安全地聆听音乐4.6小时，了解聆听音乐的音量和时长尤为重要。”在安全的音量级别下，充分利用您的设备，享受出色的声音表现。

## Compatible Models and Copyright

### Compatible with iPod / iPhone / iPad

iPhone 6s Plus	iPad Air 2	iPod touch (5th generation)
iPhone 6s	iPad mini 3	iPod touch (4th generation)
iPhone 6 Plus	iPad Air	
iPhone 6	iPad mini 2	
iPhone 5s	iPad mini	
iPhone 5	iPad (4th generation)	

### Copyright

"Made for iPod", "Made for iPhone", "Made for iPad" means an electronic accessory specially designed for iPod, iPhone, iPad and certified by the developer which can meet Apple's performance standards. Apple will not hold any responsibility for the device operation or safety and regulatory standards compliance.

## Usage

To avoid hearing loss, please set the playing equipment volume to minimum before connecting the headphone (or earphone). After wearing the headphone (or earphone), increase the volume to a proper level. The noise is calculated by dB. The noise above 85 dB leads to hearing loss. Please pay attention to your operation habit. The relationship of volume & hearing time and hearing loss as below: the higher the volume is, the shorter the hearing time should be. The more proper the volume level is, the longer the hearing time can be. The long time hearing at high volume level leads to permanent hearing loss.

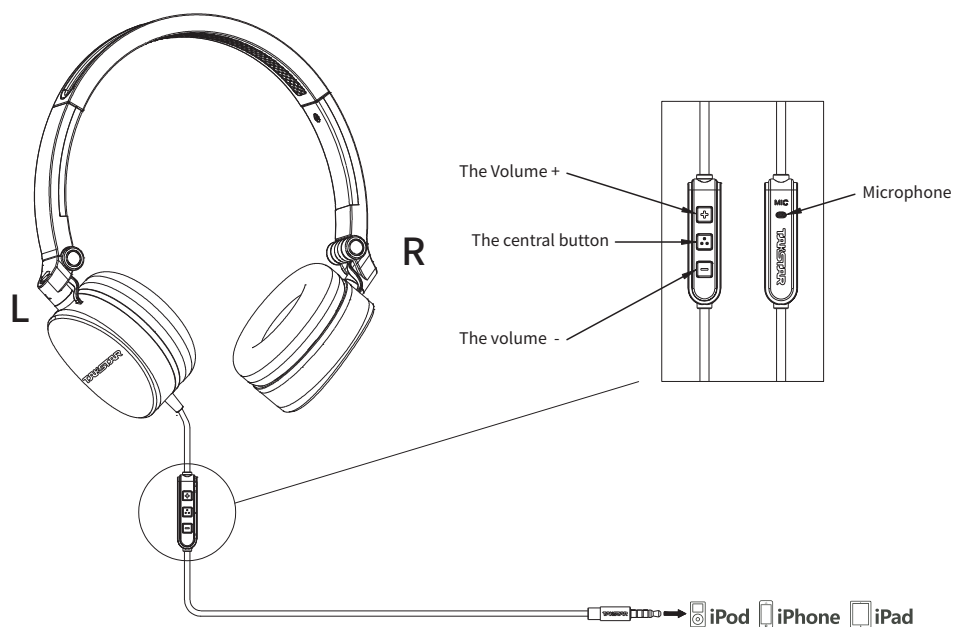
This dB table lists the comparison of some normal sounds and the potential hurt level to your hearing.

Sound Source	Noise Level	Consequence on Hearing
whisper	30dB	very quiet
quiet office	50-60dB	comfortable hearing level is below 60dB
vacuum cleaner/ hair drier	70dB	It has some invasion and interference to the telephone talking
food processor	85-90dB	85dB (continuously 8 hours) is the level to hurt the hearing
garbage cleaning machine or cement mixer	100dB	It is recommended to hear the sound of 90-100dB for less than 15 minutes
electric motor saw/ electric drill	110dB	Hearing the sound over 100dB without any protective measure leads to permanent hearing loss
rock & roll concert (it depends)	110-140dB	The painful hearing threshold is about 120dB

The average person can hear the music safely at 70% volume for 4.6 hours every day. It is very important to know the volume and time when hearing music. Use your equipment sufficiently at safe volume level to enjoy the outstanding sound performance.

## Operating Instruction

### Connection sketch map



### Cable controller operating instruction:

1. Press the "+" or "-" button to adjust the volume.
2. Press the middle button 1 time to pause the music play, press again to continue.
3. Fast press the middle button twice for next song.
4. Fast press the middle button three times for previous song.
5. Long press the middle button for "VoiceOver" function (if available), the "VoiceOver" function depends on the version of the iPod and its software version.
6. Press the middle button to receive the incoming call, press again to hang up (press 2 seconds to reject the incoming call, two "du" sound can be heard when releasing the button, which means the rejection succeeds).

## 保养及维护

- 使用一段时间后，应对耳套进行清洁处理。耳套可用带有中性肥皂水或清洁剂的毛巾轻轻擦洗，也可以直接使用干布搽试，切勿直接投入水中清洗；
- 在高温高湿的场所长时间使用耳机，容易造成耳机损坏或降低使用寿命；
- 耳机在放置时要避免和强磁体接触，以免使耳机的恒磁体去磁，使耳机的灵敏度降低而影响耳机音色。

## 注意事项

### ⚠ 危险

• 为确保您的人身安全，请勿将该耳机佩戴或放置在离心脏起搏器过近的位置（小于10cm）。	⊘ 禁止
• 请勿将线材插头插入电源插座。	⊘ 禁止
• 为了您与其他交通参与者的安全，驾驶车辆、骑自行车或马路上行走时，请勿使用耳机。	⚠ 执行
• 请勿将耳机靠近明火或置于火中，以免发生爆炸。	⊘ 禁止

### ⚠ 注意

• ML 750的额定功率为20mW，请不要超负荷使用，以免造成耳机损坏。	⚠ 执行
• 请储存于干燥洁净环境，使用中避免液体进入机身内部、跌落或碰撞，以免损坏。	⊘ 禁止

### ⚠ 警告

• 儿童应在成人监督下使用本产品。本产品并非玩具。	⚠ 执行
• 使用该产品时需遵守相关安全规定，法律法规明确禁止使用场合请勿使用本机，以免导致意外事故。	⚠ 执行
• 请不要自行拆机改装或维修，以防止故障发生。	🔧 禁止拆卸

## Dear Customer,

Thank you for purchasing TAKSTAR ML750 portable stereo headphone (or earphone). Please read the user manual before operation.

If you have any question or suggestion, please dial contact us.

## Features



Adopts NdFeB magnet and CCAW voice coil for rich and exquisite sound details



Titanium-plated diaphragm features pressure resistance characteristic, it prevents the diaphragm deformation and sound distortion when air pressure is applied to the headphone



High density sandalwood cavity design effectively reduce the ear cup resonance and ensure the warm and mellow sound performance



High protein PU leather ear pads assures long time wearing comfort



Foldable structure, specially designed for outdoor street listening, portable and convenient for storage

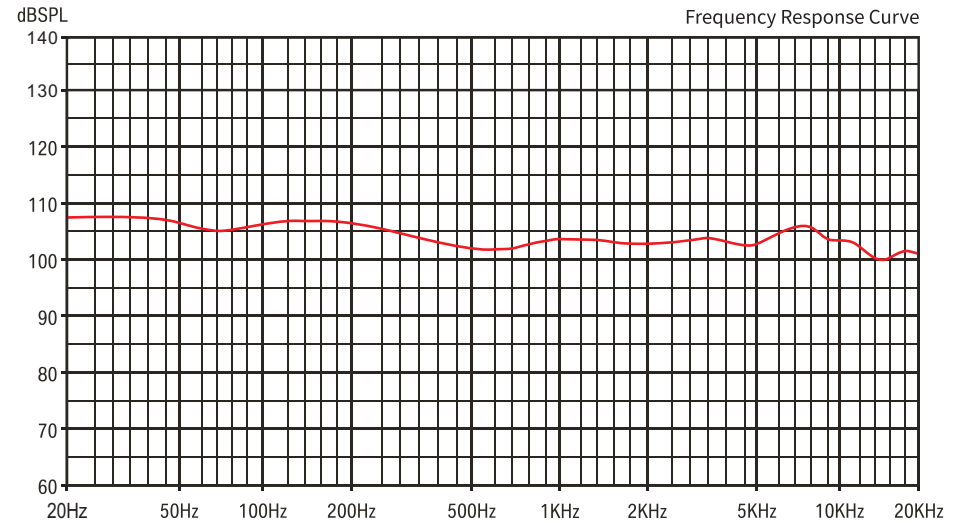


Ergonomic headband design fits for different head shape



Apple MFi certificated, completely compatible with iPhone,iPad and iPod

## Specification



Product Type: Dynamic, Stereo

Rated Power: 20mW

Driver Diameter: Ø40mm

Audio Connecting Cable: Ø 2.5mm x 1.2m

Impedance:  $16\Omega \pm 15\%$

Net Weight:  $155 \pm 20g$

Frequency Response: 20Hz~20KHz

Color: Black

Sensitivity:  $103.0 \pm 3dB$  at 1KHz

Max. Input Power: 40mW

## Product Content



ML 750 Headphone 1pc



Portable bag 1pc



User manual 1pc