

TAKSTAR® 得胜



SG-10X 网络寻呼麦克风 IP Paging Microphone

使用说明
User Manual

SG-10X 网络寻呼麦克风

■ 前言

感谢您选购得胜SG-10X网络寻呼麦克风,为了您能够更好地了解使用本产品,建议您在使用前仔细阅读本说明书。

若存在有疑问或者您有宝贵的建议,可通过拨打得胜官方服务热线400 6828 333或微信扫描二维码关注得胜官方公众号与我们联系。



■ 产品特性

- 专业寻呼话筒外型,中文液晶屏,10个任务分区快捷键,6个功能按键;
- 采用高速工业级高速处理芯片,启动时间 ≤ 1 秒;
- 带话筒输入,对权限允许区域广播讲话,红色提示灯,通话自动点亮;
- 内置扬声器,呼叫终端(或接受终端呼叫),实现双向通话;
- 有以太网口的地方即可接入,支持自动获取IP地址,超强的跨网段能力;
- 可实现终端间的双向寻呼,并内置监听扬声器(选配功能);
- 在管理系统的授权下可实现点对点、点对多点、多点对多点寻呼;
- 在呼出状态下,按CALL打开/关闭静音,按FAST打开/关闭AGC,按UP/DOWN调节终端音量大小(-40db-0db)按回车键切换为调节话筒增益(+0.5db~+4db)。

■ 适用范围

商超、校园、酒店、公园、监狱、村村响、大型商业综合体等场合

■ 包装清单

网络寻呼麦克风	1台
电源线	1条
说明书	1份

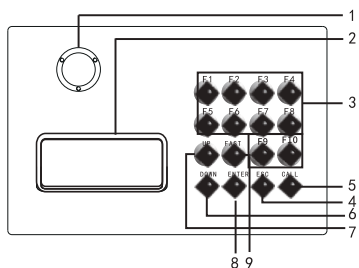
■ 技术参数

- 网络接口:标准RJ45输入
- 网络协议:TCP/IP、UDP、IGMP(组播)
- 电源:DC12V 1A, $\pm 0.1V$
- 数字音频格式:ADPCM;MP3/MP2
- 样码流:8-128K
- 传输速率:10/100Mbps自适应
- 音频模式:16-32位立体声CD音质
- 待机功率:0.2W
- 工作功耗: $\leq 10W$
- 辅助输入输出信号:1路MIC输入,带宽200Hz-15kHz,灵敏度电平3mv-10mv
- 1路LINE输入,带宽200Hz-20kHz,电平MAX 1.5V p-p
- 音频输出:带宽200Hz-3.5kHz, 电平MAX 1.5V p-p
- 输出频率:20Hz~20KHz
- 谐波失真: $\leq 0.1\%$
- 信噪比: $> 82dB$
- 内置扬声器输出阻抗:4 Ω , 3W
- 环境温度:-15 $^{\circ}C$ ~65 $^{\circ}C$ 环境湿度:10%~90%
- 功耗: $\leq 10W$
- 产品重量:约1.3KG
- 产品尺寸:230mm*150mm*70mm

注:以上数据由得胜实验室测试得到,并拥有最终解释权!

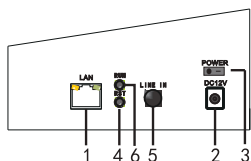
SG-10X 网络寻呼麦克风

■ 面板介绍



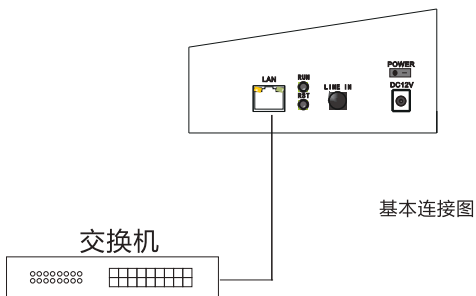
- ① 麦克风接口
- ② 中文液晶状态显示屏
- ③ F1-F10任务分区快捷键
- ④ 退出/返回按键
- ⑤ 呼出按键/静音开关
- ⑥ 向上键/音量加
- ⑦ 向下键/音量减
- ⑧ 选择/确认按键/切换音量模式
- ⑨ 快速键/AGC开关

■ 背板介绍



- ① RJ45网络接口
- ② 直流12V/1A电源
- ③ 电源开关
- ④ 复位按键(按住通电5秒钟)
- ⑤ 线路输入
- ⑥ 运行指示灯(工作状态闪烁)

■ 基本连接



■ 安全警示

为避免电击、高温、着火、辐射、爆炸、机械危险以及使用不当等可能造成的人身伤害或财产损失,使用本产品前,请仔细阅读并遵守以下事项:

1. 使用产品时请确认所连设备与本产品是否匹配以及合理调整音量大小,不要在超过产品功率及大音量下长时间使用,以免造成产品异常;
2. 使用中若发现有异常(如冒烟、异味等),请立即关闭电源开关并拔掉电源插头,然后将产品送售后服务网点检修;
3. 消费者若使用电源适配器供电,则应购买配套使用获得CCC认证并满足标准要求的电源适配器;
4. 本产品及配件都应放置在室内干燥通风处,请勿长期存放在潮湿、灰尘多的环境,使用中避免靠近火源、雨淋、进水、过度碰撞、抛掷、振动本机及覆盖通风孔,以免损坏其功能;
5. 使用该产品时需遵守相关安全规定,法律法规明确禁止使用场合请勿使用本产品,以免导致意外事故;
6. 请不要自行拆机改装或维修,以防止出现人身伤害,如有问题或服务需求请联系当地售后服务网点跟进处理。

SG-10X IP Paging Microphone

■ Preface

Dear Customer,

Thanks for purchasing our product. Read this manual thoroughly for proper use. If you have any questions or suggestions, please contact our local sales service.

■ Features

- Professional Paging Mic Design: With a Chinese LCD screen, 10 task zone shortcuts, and 6 function buttons.
- Fast Startup Time ≤ 1 Second: High-speed industrial chip inside.
- Integrated Mic: For authorized zone broadcasts, with an automatic red indicator during use.
- Built-in Speaker: Enables two-way communication for calling and receiving calls.
- Ethernet Connectivity: Connects via Ethernet for automatic IP acquisition and strong cross-network capabilities.
- Two-way Paging: Supports two-way paging between terminals and built-in monitoring speaker (optional function)
- Flexible Paging Options: Allows point-to-point, point-to-multipoint, and multi point-to-multipoint paging under management system authorization.
- User Controls: In calling mode, use CALL for mute, FAST for AGC, UP/DOWN for volume control (-40dB to 0dB), and ENTER for mic gain adjustment (+0.5dB to +4dB).

■ Application

Shopping malls, campuses, hotels, parks, prisons, community announcements, and large commercial complexes.

SG-10X IP Paging Microphone

■ Package Contents

- 1 × IP Paging Microphone
- 1 × Power Cord
- 1 × User Manual

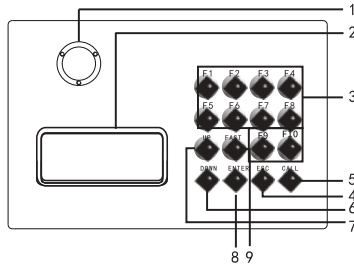
■ Technical Specifications

- Network Interface: Standard RJ45 input
- Network Protocols: TCP/IP, UDP, IGMP (multicast)
- Power Supply: DC 12V 1A, $\pm 0.1V$
- Digital Audio Formats: ADPCM; MP3/MP2
- Bitrate: 8-128K
- Transmission Rate: 10/100Mbps auto-sensing
- Audio Mode: 16-32 bit stereo CD quality
- Standby Power: 0.2W
- Operating Power Consumption: $\leq 10W$
- Auxiliary Input/Output Signals:
 - 1 MIC input, bandwidth 200Hz-15kHz, sensitivity 3mV-10mV
 - 1 LINE input, bandwidth 200Hz-20kHz, max level 1.5V p-p
- Audio Output: Bandwidth 200Hz-3.5kHz, max level 1.5V p-p
- Output Frequency Response: 20Hz-20kHz
- Harmonic Distortion: $\leq 0.1\%$
- Signal-to-Noise Ratio: $>82dB$
- Built-in Speaker Output Impedance: 4Ω , 3W
- Operating Environment: $-15^{\circ}C$ to $65^{\circ}C$; 10% to 90% Humidity
- Weight: Approximately 1.3 kg
- Dimensions: 230mm x 150mm x 70mm

SG-10X IP Paging Microphone

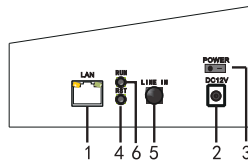
Note: The above data are measured by Takstar laboratory which has the final interpretation right!

■ Front Panel



- ① Mic Input
- ② Chinese LCD Status Display
- ③ F1-F10 Task Zone Shortcuts
- ④ Exit/Return Button
- ⑤ Call Button/Mute Switch
- ⑥ Up Button/Volume Increase
- ⑦ Down Button/Volume Decrease
- ⑧ Select/Confirm Button/
Volume Mode Switch
- ⑨ Fast Button/AGC Switch

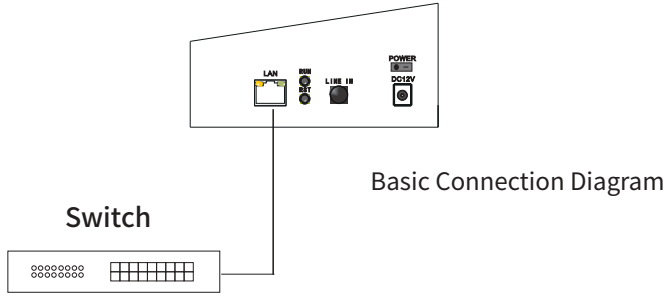
■ Rear Panel



- ① RJ45 Network Interface
- ② DC 12V/1A Power Input
- ③ Power Switch
- ④ Reset Button (Press and hold for 5s
while powered on)
- ⑤ Line Input
- ⑥ Operation Indicator (Flashes in
working status)

SG-10X IP Paging Microphone

■ Basic Connection



■ Safety Instructions

To avoid electric shock, overheating, fire, radiation, explosion, mechanical risk and injury or property loss due to improper use, please read and observe the following items before use:

1. Please check if the power of the connected equipment matches with that of this product before operation. Adjust the volume to proper level during operation. Do not operate at over-power or high-volume level for extended time to avoid product malfunction.
2. If there is any abnormality during use (e.g., smoke, strange odor), please kill the power switch and unplug from power source, then send the product to the local after-sales service for repair.
3. Power adapter used, if any, should be approved by CCC certification or similar standards and comply with the power supply requirements.
4. Keep this product and its accessories in a dry and ventilated area. Do not store in a humid or dusty area for extended time. Keep away from fire, rain, liquid intrusion, bumping, throwing, vibrating, or from blocking any ventilation openings, to prevent malfunction.
5. Please abide by safety rules during operation. Do not use the product in places prohibited by laws or regulations to avoid accident.
6. Do not disassemble or repair the product without authorization to avoid injury. If you have any questions or require any services, please contact our local after-sales service.

产品服务保证书

姓名：_____ 电话：_____ 地址：_____

商品：_____ 型号：_____ 购买日期：_____ 年 _____ 月 _____ 日

维修记录栏 (由维修员填写)	维修员签名	日期

注意事项：

1. 本单为保修凭证，请用户妥善保管，如有遗失，恕不保修或退换。
2. 保修期限制：购买之日起十二个月内。
3. 除了不可抗力事件损坏外，由本公司负责，免费维修。
4. 如属保管不善或使用不当造成的损坏，维修点将酌情收费。
5. 擅自拆卸维修者，不予保修。
6. 以上保修条款仅限于中国市场适用（不含港澳台地区）。

◆广东得胜电子有限公司 ◆电话：400-6828-333 ◆地址：广东省惠州市博罗县龙溪街道雷康一路2号



扫一扫，了解更多产品
Scan for more
product information

广东省电声工程技术研究开发中心 广东得胜电子有限公司制造

地址：广东省惠州市博罗县龙溪街道富康一路2号

服务热线：400 6828 333 传真：0752 6383950

邮箱：xs@takstar.com

网址：www.takstar.com

Guangdong Takstar Electronic Co., Ltd.

Address: No. 2 Fu Kang Yi Rd., Longxi Boluo
Huizhou, Guangdong 516121 China

Tel: 86 752 6383644 Fax: 86 752 6383952

Email: sales@takstar.com

Website: www.takstar.com