

TAKSTAR® 得胜



TAK45 | 专业录音麦克风
PROFESSIONAL RECORDING MICROPHONE

前言

尊敬的用户：

感谢您选购得胜TAK45专业录音麦克风，为了您能够更好的了解及使用本产品，建议您在使用前仔细阅读本说明书。

若存在有疑问或者您有宝贵的建议，可通过拨打得胜官方服务热线 400 6828 333 或使用微信扫描二维码关注得胜官方公众号与我们联系。



产品简介

TAK45是一款镀金大振膜电容麦克风，采用高精度校准电路和电子元器件，拥有宽广的频率响应及动态范围，提供真实、纯净的声音品质，优越的声压级表现有效的防止过载失真，专为满足专业录音、乐器录音以及网络直播等场合而设计。

产品特性

- ◆ 采用 Φ 34mm镀金大振膜音头，宽广的频响，确保了声音的真实还原
- ◆ 高灵敏度拾音，轻松捕捉更为细腻的声音细节
- ◆ 优越的声压处理能力，防止过载失真，适合拾取各种不同类型的音源
- ◆ 较低的本底噪声，录制声音更纯净，轻松胜任各种录音、直播环境
- ◆ 专用金属防风网，小巧的造型能避免遮挡用户脸部同时有效消除喷麦声
- ◆ 配置专用的金属防震架，具有出色的隔震性能，有效消除震动传导噪声
- ◆ 配置高档手提铝合金箱，方便用户携带和存放

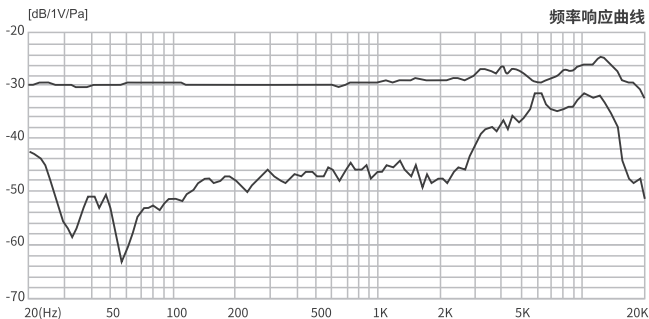
使用范围

- ◆ 网络直播、专业录音、个人录音、乐器录音等场合

标准配置

- ◆ TAK45麦克风 一支
- ◆ 防震架 一个
- ◆ 防风网 一个
- ◆ 铝合金箱 一个
- ◆ 说明书 一份

技术参数



音头：Φ34mm镀金大振膜音头

指向性：单指向

频率响应：20Hz-20kHz

灵敏度：-33dB±3dBV(0dB=1V/Pa at 1kHz)

等效噪声级：≤20dBA (IEC 581-5)

峰值声压级：135dB (THD≤1% at 1kHz)

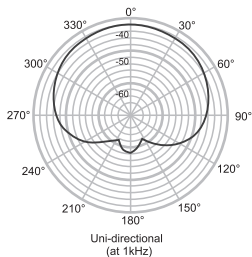
输出阻抗：110Ω±30%(at 1kHz)

工作电压：48V幻象电源

单体尺寸：157x55x38mm

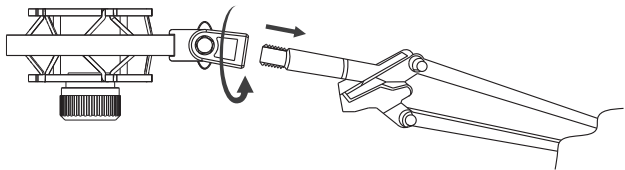
单体重量：约372g

注：以上数据由得胜实验室测得并拥有最终解释权!

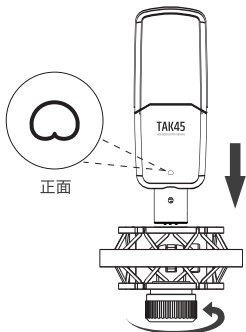


安装使用

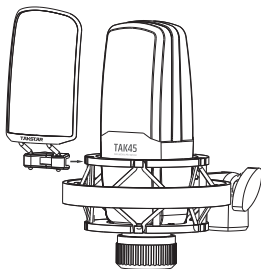
1. 将防震架安装到麦克风支架或吊杆上，并旋紧防震架上的固定螺母。建议防震架安装固定好后正面朝上，底部螺母朝下，以防麦克风夹不紧时从防震架中脱落造成损坏；



2. 麦克风印有“TAK45”产品型号和一个“☉”单指向性标记的一面是正面，将麦克风的这一面对准声源，安置到防震架中，旋紧防震架底部的螺母到完全夹紧麦克风；



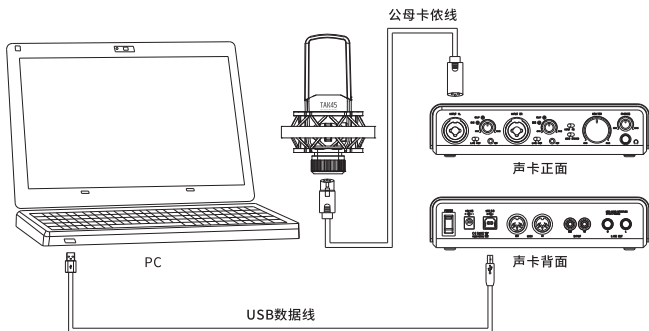
3. 通过防风网上的卡扣将防风网安装到防震架上;



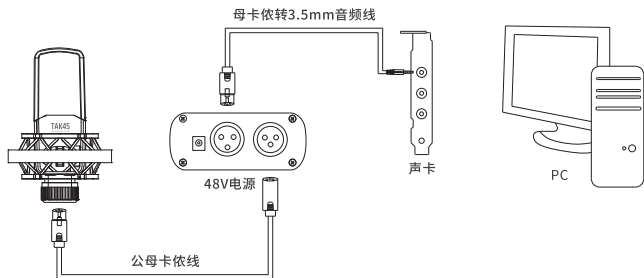
4. 将麦克风的接口通过公母卡侖线连接到具有48V幻象电源的音频设备（如声卡、调音台、功放等），如果设备本身没有幻象电源，则需要另购一个48V幻象电源进行连接；

注意：本产品需求的48V幻象电源规格：DC 48V±4V=2.8mA±20%

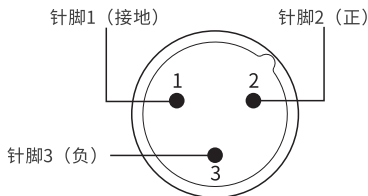
① 音频设备带48V供电的连接方法：



② 音频设备不带48V的连接方法：



5. 将连接线固定在麦克风支架或吊杆上，在麦克风位置预留一圈连接线，这种做法可实现有效的隔震效果；
6. 使用时，应先将设备音量调小，再打开幻象电源开关，并将音量从小到大慢慢调节至合适，以免声压过大对扬声器产生冲击；尽可能的拉开麦克风与扬声器的距离，避免麦克风和扬声器相对，从而有效控制回馈啸叫；
7. 麦克风输出接口是三针XLRM接口，其极性如图所示：



注意事项

为避免电击、高温、着火、辐射、爆炸、机械危险以及使用不当等可能造成的人身伤害或财产损失，使用本产品前，请仔细阅读并遵守以下事项：

1. 使用产品时请确认所连接设备与本产品功率是否匹配以及合理调整音量大小，不要在超过产品功率及大音量下长时间使用，以免造成产品异常和听力损伤；
2. 使用中若发现有异常（如冒烟、异味等），请立即关闭电源开关并拔掉电源插头，然后将产品送经销商检修；
3. 本产品及配件都应放置在室内干燥通风处，勿长期存放在潮湿、灰尘多的环境；使用中避免靠近火源、雨淋、进水、过度碰撞、抛掷、振动本机及覆盖通风孔，以免损坏其功能；
4. 若产品需要固定于墙壁或天花板上时，请确保固定到位，防止因固定强度不足导致产品发生跌落危险；
5. 使用该产品时需遵守相关安全规定，法律法规明确禁止使用场合请勿使用本机，以免导致意外事故；
6. 请不要自行拆机改装或维修，以防止出现人身伤害，如有问题或服务需求请联系当地经销商跟进处理。

环保说明

产品中有毒有害物质或元素的名称及含量标识表

部件名称	有毒有害物质或元素					
	铅 (Pb)	汞 (Hg)	镉 (Cd)	六价铬 (Cr(VI))	多溴联苯 (PBB)	多溴二苯醚 (PBDE)
塑料部件	○	○	○	○	○	○
金属部件	×	○	○	○	○	○
电路板组件	×	○	○	○	○	○
线缆	×	○	○	○	○	○

本表格依据SJ/T 11364的规定编制。

○: 表示该有害物质在该部件所有均质材料中的含量均在 GB/T 26572 规定的限量要求以下。

×: 表示该有害物质至少在该部件的某一均质材料中的含量超出 GB/T 26572 规定的限量要求。

此标志为产品的环保使用期限标志，
且此标保使用期限只适用于产品正常工作的温度和湿度等条件。





TAK45 | 专业录音麦克风
PROFESSIONAL RECORDING MICROPHONE

TAK45 PROFESSIONAL RECORDING MICROPHONE

Foreword

Dear Customer,

Thank you for purchasing TAKSTAR TAK45 professional recording microphone.

Please read the user manual carefully before operation and keep it for reference in future.

If you have any question or suggestion, please contact our local dealer.



Product introduction

TAK45 is a condenser microphone with large gold plated diaphragm. It features highly accurate correction circuit and components to offer wide frequency response and dynamic range, pure original sound. Prominent SPL performance is designed to effectively avoid over-load distortion and meet the challenging requirement in professional recording, instrument recording and network live broadcast.

Features

- ◆ Cartridge of $\Phi 34\text{mm}$ gold plated large diaphragm, wide frequency response, reproducing original sound
- ◆ High sensitivity easily picks up delicate sound details
- ◆ The prominent capability of handling extremely high sound pressure prevents from over-load distortion and suits for pick up various audio sources
- ◆ Low residual noise, purer recording sound, suitable for various recording or live broadcast environments
- ◆ Compact metal screen does not cover user's face but eliminate pop noise effectively
- ◆ Professional shock mount prevents from vibration and vibration noise
- ◆ Al case for convenient carrying and storage

Application

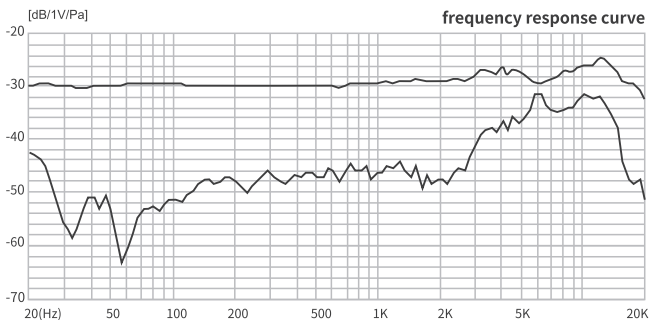
- ◆ Network live broadcast, professional recording, personal recording, instrument recording

Product Content

- ◆ TAK45 microphone 1 pc
- ◆ Shock mount 1 pc
- ◆ Windscreen 1 pc
- ◆ Aluminum case 1 pc
- ◆ User manual 1 pc

TAK45 PROFESSIONAL RECORDING MICROPHONE

Specification



Cartridge: 34mm gold plated large diaphragm

Polar Pattern: uni-directional

Frequency Response: 20Hz-20kHz

Sensitivity: $-33\text{dB} \pm 3\text{dB}$ ($0\text{dB}=1\text{V/Pa}$ at 1kHz)

Equivalent Noise Level: $\leq 20\text{dBA}$ (IEC 581-5)

Peak SPL: 135dB (THD $\leq 1\%$ at 1kHz)

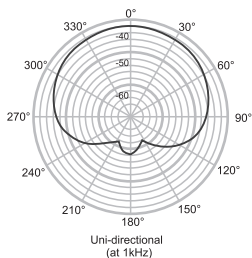
Output Impedance: $110\Omega \pm 30\%$ (at 1kHz)

Operating Voltage: 48V phantom power

Unit Dimension: 157x55x38mm

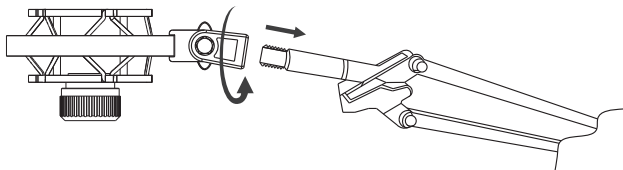
Net Weight: approximate 372g


Note: the specification is tested by Takstar lab,
and Takstar has the final explanation right!

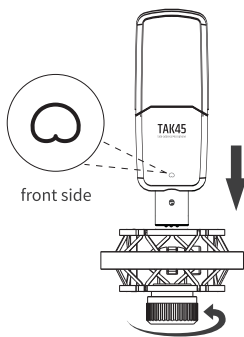


Installation

1. Assemble the shock mount onto the microphone stand or the microphone stand boom via tightening the fixing nut. It is recommended to keep the shock mount upward and the nut downward to prevent the microphone drops.

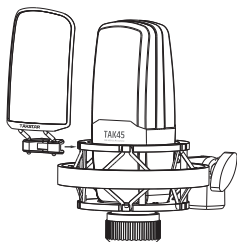


2. The microphone is silkscreened the model number TAK45 and a "  " uni-directional mark, this side is the front side, facing this side to the audio source and install to the shock mount, then tighten the fixing nut to hold the microphone.



TAK45 PROFESSIONAL RECORDING MICROPHONE

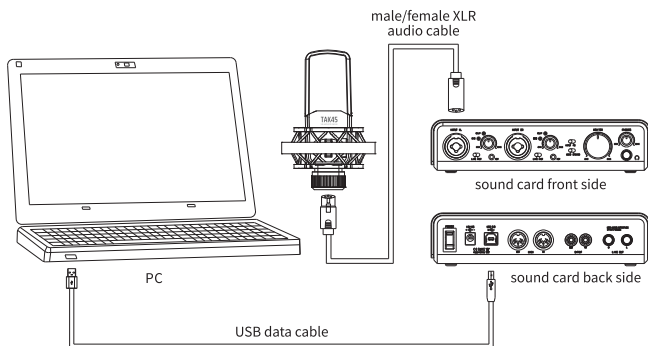
3. Assemble the windscreen onto the shock mount via the clip.



4. Via the male/female XLR cable connect the microphone connector with audio (e.g. sound card, mixer, power amplifier, etc) which has 48V phantom power. If the audio equipment has no phantom power, buy an additional 48V phantom power for connection.

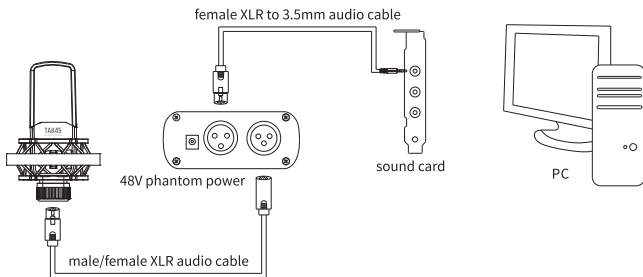
Note: the 48V phantom power specification for this product: DC 48V \pm 4V \approx 2.8mA \pm 20%.

① The connecting way of audio equipment with 48V phantom power:



TAK45 PROFESSIONAL RECORDING MICROPHONE

② The connecting way of audio equipment without 48V phantom power:

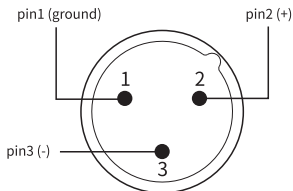


5. Fix the connection cable onto microphone stand or the stand boom, and leave a cable loop to effectively isolate the vibration.

6. Before operation, set the equipment volume control to minimum, then turn on the phantom power switch, increase the volume slowly to the proper volume to avoid too high sound pressure surges the speaker. Put the microphone away from the speaker as much as possible, and keep the capsule against the speaker to avoid howling.

7. The microphone output connector is a 3 pin XLR male connector.

Refer to the picture below:



Cautions

To avoid personal injury or property loss caused by electric shock, over temperature, fire, radiation, explosion, mechanical risk and improper use, please read carefully and abide by the following items before operation:

1. Please check if the power of the connected equipment matches with that of this product before operation. Adjust the volume to proper level during operation.
Do not operate at over-power or high volume level for a long time to avoid abnormal functioning or hearing loss.
2. If abnormal phenomenon (smoke, abnormal smell) happens, please turn off the power switch and disconnect the power plug with power socket, and send the product to local dealer for maintenance.
3. The product and accessories should be put in dry and ventilated place rather than humid or dusty environment. Prevent the product from fire, liquid, rain, water, over-colliding, throwing, vibrating, vent hole covered to avoid function damage.
4. When the product needs to be installed on wall or ceiling, please fix it tightly to avoid dropping risk.
5. Please abide by safety rules during operation. Do not use the product in the place prohibited by regulation or law to avoid accident.
6. Do not disassemble or repair the product by yourself to avoid personal injury.
If you have question or need service, please contact the local dealer.

产品服务保证书

姓名：_____ 电话：_____ 地址：_____

商品：_____ 型号：_____ 购买日期：_____ 年 ___ 月 ___ 日

注意事项：

1. 本单为保修凭证，请用户妥善保管，如有遗失，恕不保修或退换。
2. 保修期限制：购买之日起十二个月内。
3. 除了不可抗力事件损坏外，由本公司负责，免费维修。
4. 如属保管不善或使用不当造成的损坏，维修点将酌情收费。
5. 擅自拆卸维修者，不予保修。
6. 以上保修条款仅限于中国市场适用（不包含港澳台地区）。

维修记录栏(由维修员填写)	维修员签名	日期



扫一扫，了解更多产品
Scan for more
product information

广东省电声工程技术研究开发中心 广东得胜电子有限公司制造

地址: 广东省惠州市博罗县龙溪街道富康一路2号

Designed & Manufactured by:

Guangdong Takstar Electronic Co., Ltd.

Address: No.2 Fu Kang Yi Rd., Longxi Boluo

Huizhou,Guangdong 516121 China

得胜科声系列中国总代理

惠州音平电声科技股份有限公司 HUIZHOU INGPING ELECTROSONIC CO., LTD

地址: 惠州市惠城区江北26号小区盛丰商务大厦1111

电话: +86 752 2072638 传真: +86 752 7213017

邮箱: ingping@ingping.com

网址: www.ingping.com

GB/T 14198-2012
GB/T 9402-1988
9TTAK45S1D