

TAKSTAR® 得胜



TS-2300
入耳式监听耳机
In-Ear Monitor Earphones

使用手册 | User Manual

TS-2300 入耳式监听耳机

■ 前言

尊敬的用户：

感谢您选购得胜TS-2300入耳式监听耳机，为了您能够更好的了解使用本产品，建议您在使用前仔细阅读本说明书。

若存在有疑问或者您有宝贵的建议，可通过拨打得胜官方服务热线400 6828 333或微信扫描二维码关注得胜官方公众号与我们联系。



■ 产品特性

- 适用于娱乐直播、带货直播、音乐鉴赏等场合；
- $\varnothing 10\text{mm}$ 驱动单元，出色的音频解析能力，还原丰富的声音细节；
- 全频段声音均衡准确，专为返送监听而设计，实时掌控声音节奏；
- 人体工程学设计，时尚外观，小巧轻便，绕耳式佩戴，舒适且稳固。

■ 技术参数

- 产品类型：动圈式立体声耳机
- 喇叭直径： $\varnothing 10\text{mm}$
- 频率响应：20Hz-20kHz
- 灵敏度：99 \pm 3dB (at1KHz1mW)
- 阻抗：32 Ω \pm 15%
- 峰值功率：5mW
- 额定功率：3mW
- 导线：2.5m
- 接驳插头：3.5mm三极镀金插头
- 产品重量：约26g

注：以上数据由得胜实验室测试得到，并拥有最终解释权！

■ 包装清单

耳机	1副
硅胶耳套 (S、M、L)	3对
使用手册	1份

TS-2300 入耳式监听耳机

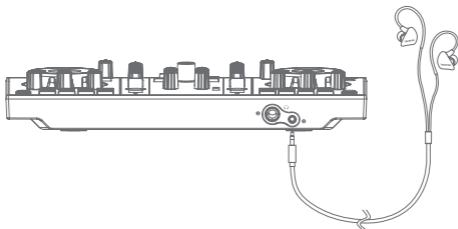
■ 适用范围

娱乐直播、带货直播、音乐鉴赏等场合

■ 使用说明


连接说明

将耳机连接到声卡的 $\Phi 3.5\text{mm}$ 耳机接口，如果声卡耳机接口是 $\Phi 6.35\text{mm}$ 规格的，则需通过 $\Phi 3.5\text{mm}$ 转 $\Phi 6.35\text{mm}$ 转接头（转接头需自行另购）进行连接。



耳机连接示意图

佩戴示意图



TS-2300 入耳式监听耳机

■ 正确使用方法

为了避免听力受损，请务必在连接耳机前将播放设备音量调小。在将耳机佩戴入耳内/耳上之后，再逐步调大至您聆听舒适的音量。噪音是以分贝（dB）为计量单位的，外界任何85分贝及以上的噪音都会导致听力逐渐受损。

请注意您的使用习惯。音量和时间对听力损失的影响成正比的关系，音量越大，您的聆听时间越短；音量越舒适，您聆听的时间越长。长时间使用较高的音量会对您的听力造成损伤。

以下分贝（dB）表对某些常见声音进行比较，并列出了它们可能对听力的潜在危害等级。

声音来源	噪声等级	听力影响
细声低语	30dB	非常安静
安静的办公室	50-60dB	舒适的听力级别在60dB以下
吸尘器/吹风机	70dB	有一定入侵性，造成干扰妨碍电话交谈
食物料理机	85-90dB	85dB是开始造成听力受损（连续8小时）的级别
垃圾清理机 混凝土搅拌机	100dB	建议无保护措施而暴露在90-100dB声音之下的时间不要超过15分钟
电锯/电钻	110dB	经常暴露于超过100dB的声音1分钟以上会有听力受损的风险
摇滚音乐会 (因情况而异)	110-140dB	感觉疼痛的阈值在120dB左右开始

TS-2300 入耳式监听耳机

■ 保养及维护

1. 使用一段时间后，应对耳套进行清洁处理。耳套可用带有中性肥皂水或清洁剂的毛巾轻轻擦洗，也可以直接用干布擦拭，请勿直接投入水中清洗；
2. 在高温高湿的场所长时间使用耳机，容易造成耳机损坏或降低使用寿命；
3. 耳机在放置时要避免和强磁体接触，以免使耳机的恒磁体去磁，使耳机的灵敏度降低而影响耳机音色。

■ 注意事项

⚠ 危险

为确保您的人身安全，请勿将该耳机佩戴或放置在离心机起搏器过近的位置（小于10cm）。	⊘ 禁止
请勿将线材插头插入电源插座。	⊘ 禁止
为了您与其他交通参与者的安全，驾驶机动车、骑自行车或马路上行走时，请勿使用耳机。	ⓘ 执行
请勿将耳机靠近明火或置于火中，以免发生爆炸。	⊘ 禁止

⚠ 警告

儿童应在成人监督下使用本产品，本产品并非玩具。	ⓘ 执行
使用该产品时需遵守相关安全规定，法律法规明确禁止使用场合请勿使用本产品，以免导致意外事故。	ⓘ 执行

TS-2300 入耳式监听耳机

■ 安全警示

为避免电击、高温、着火、辐射、爆炸、机械危险以及使用不当等可能造成的人身伤害或财产损失，使用本产品前，请仔细阅读并遵守以下事项：

1. 使用产品时请确认所连设备与本产品是否匹配以及合理调整音量大小，不要在超过产品功率及大音量下长时间使用，以免造成产品异常；
2. 使用中若发现有异常（如冒烟、异味等），请立即关闭电源开关并拔掉电源插头，然后将产品送售后服务网点检修；
3. 本产品及配件都应放置在室内干燥通风处，请勿长期存放在潮湿、灰尘多的环境，使用中避免靠近火源、雨淋、进水、过度碰撞、抛掷、振动本机及覆盖通风孔，以免损坏其功能；
4. 若产品需要固定于墙壁或天花板时，请确保固定到位，防止因固定强度不足导致产品发生跌落危险；
5. 使用该产品时需遵守相关安全规定，法律法规明确禁止使用场合请勿使用本产品，以免导致意外事故；
6. 请不要自行拆机改装或维修，以防止出现人身伤害，如有问题或服务需求请联系当地售后服务网点跟进处理。

■ 环保说明

产品中所含有毒有害物质或元素的名称及含量

部件名称 (大体分类)	有毒有害物质或元素					
	铅 (Pb)	汞 (Hg)	镉 (Cd)	六价铬 (CrVI)	多溴联苯 (PBB)	多溴二苯醚 (PBDE)
塑胶部件	○	○	○	○	○	○
五金部件	×	○	○	○	○	○
电路板组件	×	○	○	○	○	○
线缆	×	○	○	○	○	○

本表格依据SJ/T 11364的规定编制。

○：表示该有害物质在该部件所有均质材料中的含量均在GB/T 26572规定的限量要求以下。

×：表示该有害物质至少在该部件的某一均质材料中的含量超出GB/T 26572规定的限量要求。

此标志为产品的环保使用期限标志，
且此环保使用期限只适用于产品正常工作的温度和湿度等条件。



■ 关于图标含义解释



根据RL2004/108/EG和European Low Voltage Directive（欧洲低电压指令）RL2006/95/EG的测试结果表明，本产品符合欧共体关于电磁兼容性的成员国法律整合的指令中所规定的限值。



未经合规方明确批准的变更或修改可能会使用户失去操作设备的权限。此设备符合FCC规则第15条部分的要求。操作须符合以下两个条件：

- (1) 此设备可能不会造成有害干扰；
- (2) 此设备必须接受接收到的任何干扰，包括可能导致意外操作的干扰。



此符号表示，根据WEEE指令(2012/19/EU)和国家法律，由于这种类型的废弃物会有潜在的有害物质，可能对环境 and 人类健康产生负面影响，所以本产品不应与您的家庭垃圾一起处置，应将本产品交由授权的电气和电子设备（WEEE）回收站回收。同时，您在正确处理本产品的同时将有助于自然资源的有效利用。如需了解更多有关您可以在何处放置废物回收设备的信息，请联系您当地的城市办事处、废物管理局或家庭废物处理服务部门。

■ 关于本说明书

本说明书中内容符合截止印刷之日的技术规格。由于得胜公司会不断改进产品，本说明书可能不符合您的特定产品的技术规格。要获取最新版说明书，请访问得胜官网，然后下载说明书文件。技术规格、设备或另售的附件在各个地区可能有所不同，如有问题请与当地得胜经销商确认。如需更多支持和深层产品信息，请浏览得胜官方网站：

<https://www.takstar.com/>

TS-2300 In-Ear Monitor Earphones

■ Preface

Dear Customer,

Thank you for purchasing Takstar TS-2300 In-Ear Monitor Earphones. In order to better understand and use the product, please read this manual carefully. If you have any questions or suggestions, please contact our local dealer.

■ Features

- Tailored for entertainment live broadcast, live e-commerce and music appreciation.
- \varnothing 10mm driver with excellent audio resolution and detail reproduction.
- Accurate and balanced response across the entire frequency range, tailored for monitoring.
- Ergonomic design, stylish look, compact and lightweight, loop-over-ear wearing, comfortable and secured.

■ Specifications

- Type: dynamic stereo earphones
- Driver Diameter: \varnothing 10mm
- Frequency Response: 20Hz-20kHz
- Sensitivity: $99\pm 3\text{dB}$ (at1KHz1mW)
- Impedance: $32\Omega\pm 15\%$
- Peak Power: 5mW
- Rated Power: 3mW
- Cable: 2.5m
- Connector: 3.5mm three-pole gold-plated plug
- Weight: about 26g

Note: The above data are measured by Takstar laboratory which has the final interpretation right!

■ Package Contents

Earphones	1 PRS
Silicone Eartips (S/M/L)	3 PRS
User Manual	1 PCS

TS-2300 In-Ear Monitor Earphones

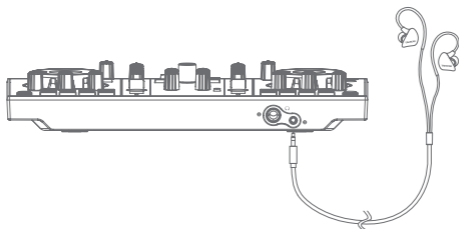
■ Applications

Entertainment live broadcast, live e-commerce and music appreciation.

■ Operation Instructions

Connection Instructions

Connect the earphones to the $\varnothing 3.5\text{mm}$ headphone jack of your audio interface. Or use a $\varnothing 3.5\text{mm}$ to $\varnothing 6.35\text{mm}$ adapter if your audio interface only has a $\varnothing 6.35\text{mm}$ headphone jack. (Adapter not included)



Earphone Connection

Wearing Method



TS-2300 In-Ear Monitor Earphones

■ Correct Operation

To avoid hearing loss, set the volume of the player to minimum before connecting the headset. After putting the earphone on, increase the volume to a proper level. Noise is measured in decibels (dB). Any outside noise of 85 decibels or more will cause gradual hearing loss.

Please pay attention to your operation habits! Volume and duration are proportional to hearing loss. The higher the volume, the shorter the time you should listen; the more comfortable the volume is, the longer you can listen. Listening at high volume for long will cause damage to your hearing.

This dB level chart compares some common noise sources and their potential danger to your hearing:

Sound Source	Noise Level	Consequence on Hearing
Whisper	30dB	Very quiet
Quiet office	50-60dB	Comfortable hearing level is below 60dB
Vacuum cleaner/ hair dryer	70dB	Somewhat invasive and may interfere with phone calls
Food processor	85-90dB	85dB (continuously 8 hours) will begin to hurt hearing
Garbage cleaning machine/ cement mixer	100dB	Exposure to sound of 90~100dB is suggested to be within 15 minutes if without protection
Electric saw/ electric drill	110dB	Frequent exposure to over 100dB for more than 1 minute can impair hearing
Rock concert (subjective)	110-140dB	Painful hearing starts at about 120dB





TS-2300 In-Ear Monitor Earphones

■ Maintenance



1. Clean the eartips periodically. Wipe the eartips gently with a dry cloth, or a towel soaked with neutral soapy water or detergent. Do not directly put them in water for cleaning.
2. Operating the earphones in high temperature or high humidity for long can lead to device damage or shortened service life.
3. Keep the earphones away from strong magnet to avoid demagnetizing and decreased sensitivity and performance.

■ Cautions

DANGER

To ensure your personal safety, do not wear or place the headset too close to the pacemaker (less than 10cm).	 Prohibition
Do not insert the cable plug into live power socket.	 Prohibition
For your safety and the safety of other traffic participants, do not use the headset while driving a vehicle, riding a bicycle or walking on the road.	 Implementation
Keep away from fire to avoid explosion.	 Prohibition

WARNING

Not a toy. Children should not use without adult supervision.	 Implementation
Abide by relative safety rules during operation. Do not use it if prohibited by laws and regulations to avoid accident.	 Implementation

■ Safety Instructions

To avoid electric shock, overheat, fire, radiation, explosion, mechanical risk and injury or property loss due to improper use, please read and observe the following items before use:

1. Please check if the power of the connected equipment matches with that of this product before operation. Adjust the volume to proper level during operation. Do not operate at over-power or high-volume level for extended time to avoid product malfunction.
2. If there is any abnormality during use (e.g., smoke, strange odor), please kill the power switch and unplug from power source, then send the product to the local after-sales service for repair.
3. Keep this product and its accessories in a dry and ventilated area. Do not store in a humid or dusty area for extended time. Keep away from fire, rain, liquid intrusion, bumping, throwing, vibrating, or from blocking any ventilation openings, to prevent malfunction.
4. The product must, when installed on walls or ceilings, be fixed firmly in place at adequate strength to prevent from falling.
5. Please abide by safety rules during operation. Do not use the product in places prohibited by laws or regulations to avoid accident.
6. Do not disassemble or repair the product by yourself to avoid injury. If you have any questions or require any services, please contact our local after-sales service.

TS-2300 In-Ear Monitor Earphones

■ Label Meanings

CE This device is compliant with the limits of the European Council Directive on the approximation of the laws of the member states relating to electromagnetic compatibility according to RL2004/108/EG and European Low Voltage Directive RL2006/95/EG.

FCC NOTE: This equipment has been tested and found to comply with the limits for a Class B digital device, pursuant to part 15 of the FCC Rules. These limits are designed to provide reasonable protection against harmful interference in a residential installation. This equipment generates uses and can radiate radiofrequency energy and, if not installed and used in accordance with the instructions, may cause harmful interference to radio communications. However, there is no guarantee that interference will not occur in a particular installation. If this equipment does cause harmful interference to radio or television reception, which can be determined by turning the equipment off and on, the user is encouraged to try to correct the interference by one or more of the following measures:

- Reorient or relocate the receiving antenna.
 - Increase the separation between the equipment and receiver.
 - Connect the equipment into an outlet on a circuit different from that to which the receiver is connected.
 - Consult the dealer or an experienced radio/TV technician for help
- Changes or modifications not expressly approved by the party responsible for compliance could void the user's authority to operate the equipment. This device complies with Part 15 of the FCC Rules. Operation is subject to the following two conditions:
- (1) this device may not cause harmful interference, and
 - (2) this device must accept any interference received, including interference that may cause undesired operation.

TS-2300 In-Ear Monitor Earphones



This symbol indicates that this product should not be disposed of with your household waste, according to the WEEE directive (2012/19/EU) and your national law. This product should be handed over to an authorized collection site for recycling waste electrical and electronic equipment (WEEE). Improper handling of this type of waste could have a possible negative impact on the environment and human health due to potentially hazardous substances that are generally associated with WEEE. At the same time, your cooperation in the correct disposal of this product will contribute to the effective usage of natural resources. For more information about where you can drop off your waste equipment for recycling, please contact your local city office, waste authority, or your household waste disposal service.

■ About This Manual

This manual contains up-to-date technical specifications as of printing. However, specifications contained herein may not conform to your particular product since Takstar is constantly improving its products. Also, specifications, devices or accessories available may vary from region to region. If you have any questions, please contact our local dealer. For the latest version/more information, please visit our website: <https://www.takstar.com/>

产品服务保证书

姓名: _____ 电话: _____ 地址: _____
 商品: _____ 型号: _____ 购买日期: _____ 年 _____ 月 _____ 日

维修记录栏 (由维修员填写)	维修员签名	日期

注意事项:

1. 本单为保修凭证, 请用户妥善保管, 如有遗失, 恕不保修或退换。
2. 保修期限制: 购买之日起十二个月内。
3. 除了不可抗力事件损坏外, 由本公司负责, 免费维修。
4. 如属保管不善或使用不当造成的损坏, 维修点将酌情收费。
5. 擅自拆卸维修者, 不予保修。
6. 以上保修条款仅限于中国市场适用 (不含港澳台地区)。

◆ 广东得胜电子有限公司 ◆ 电话: 400-6828-333 ◆ 地址: 广东省惠州市博罗县龙溪街道鑫康一路2号



扫一扫，了解更多产品
Scan for more
product information

广东省电声工程技术研究中心 广东得胜电子有限公司制造

地址：广东省惠州市博罗县龙溪街道富康一路2号

服务热线：400 6828 333 传真：0752 6383950

邮箱：xs@takstar.com

网址：www.takstar.com

Guangdong Takstar Electronic Co., Ltd.

Address: No. 2 Fu Kang Yi Rd., Longxi Boluo

Huizhou, Guangdong 516121 China

Tel: 86 752 6383644 Fax: 86 752 6383952

Email: sales@takstar.com

Website: www.takstar.com