

知NOUS

无线电竞头戴耳机
Wireless gaming headset



自由玩家
LIBERTY GAMER

使用手册
User Manual

■ 前言

耳听八方，方能自“游”战场！——TAKSTAR 得胜是中国电声行业广为人知的品牌，“自由玩家”是得胜公司自主研发、生产的专业电竞级耳机，产品基于得胜多年来在音频领域技术积累而开发，拥有强劲的性能和舒适的佩戴体验，强调为玩家提供电竞优势的同时，也赋予玩家不一样的生活体验！

人生正如电竞，处处充满游戏规则，在游戏里尽情享受自由的电竞玩家，在游戏外也能做到认真生活，享受人生。遵守规则但从不拘泥于方寸之间，为热爱之事去拼尽全力的你即是自由玩家。好游戏，好生活，要有好耳机。



若存在有疑问或者您有宝贵的建议，可通过拨打得胜官方服务热线 400 6828 333 或使用微信扫描二维码关注得胜官方公众号与我们联系。

■ 产品特性

- 采用2.4GHz无线传输技术，可达15米超低延迟高保真音质传输；
- 支持虚拟7.1环绕声，提供准确定位声，带来身临其境的电竞体验；
- Ø50mm的钕铁硼驱动单元，具有灵敏度高、响应宽和动态大等出色表现；
- 可拆卸麦克风，高品质拾音效果，提供出色的游戏对话体验；
- 低功耗电源管理技术，可提供30小时游戏续航时间；
- 多系统兼容性，满足移动设备、PC等更多场合。

■ 标准配置

无线电竞头戴耳机.....	1个
分离式麦克风.....	1个
USB无线适配器.....	1个
音频线.....	1条
充电线.....	1条
用户手册.....	1份

■ 适用范围

适用于PC、MAC、PS4™、Xbox One和移动设备

■ 技术参数

耳机参数：

单元类型：动圈式

单元直径：Ø50mm

单元阻抗：32±15%

耳机频率响应：20Hz-20KHz

耳机灵敏度：96±3dB at 1KHz

采样率：48KHz/16bit

频率响应：20Hz-20KHz

总谐波失真：THD<0.5% 1KHz

耳机输出功率：10mW/32Ω

耳机信噪比：90dB (A-Weighted)

虚拟7.1：DSP硬解码

续航时间：30小时以上

充电时间：约2.5小时

耳机净重：耳机约330g

麦克风参数：

指向性：单指向

灵敏度（单体）：-38dB±3dBV

(0dB=1V/Pa at 1KHz)

输出阻抗：2.2KΩ at 1KHz

无线参数

工作频率：2402~2480MHz

发射功率：≤2dBm

接收灵敏度：≥-85dBm

延时：≤16mS

数据传输：USB2.0，支持HID协议

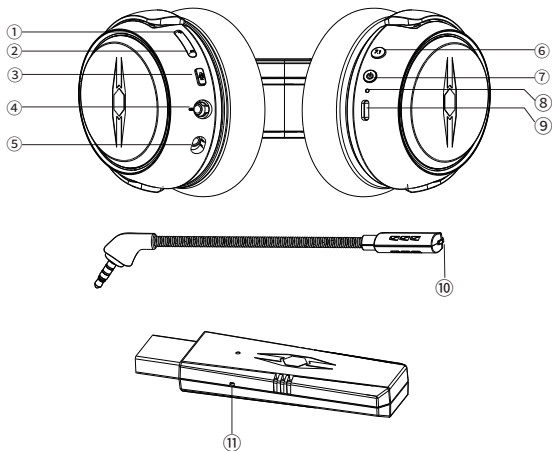
有效距离：15米以上

注：

1. 充电时间和使用时间可能会因使用状况存在差异。
2. 传输范围将视设备之间的障碍物、微波炉周围的磁场、静电、接收灵敏度、天线性能、操作系统等因素而变化。
3. 以上数据由得胜实验室测试得到，并拥有最终解释权！

■ 使用说明


一、功能示意



- ① 音量增大
- ② 音量减小
- ③ 麦克风静音开关
- ④ 音频输入接口
- ⑤ 麦克风接口
- ⑥ 虚拟7.1环绕开关
- ⑦ 电源开关（长按2秒开/关机）
- ⑧ 耳机工作指示灯
- ⑨ Type-C充电口
- ⑩ 麦克风工作指示灯
- ⑪ 复位孔

二、设备连接

无线连接



将耳机连至电脑、游戏主机USB接口

注意：USB接口需使用高功率端口（USB2.0及以上），旧式键盘和显示器上的USB端口可能不支持高功率设备。

设置

Windows：

从“控制面板” / “硬件和声音” / “声音”，将“播放”和“录制”选项卡选择“LIBERTY GAMER NOUS”

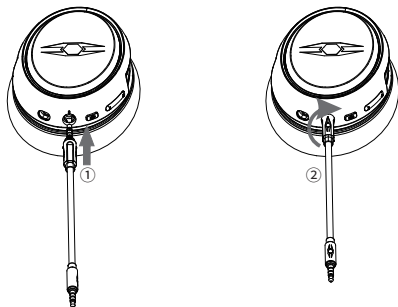
Mac：

从“系统偏好设置” / “声音”，将“输出”和“输入”设备选项卡选择“LIBERTY GAMER NOUS”

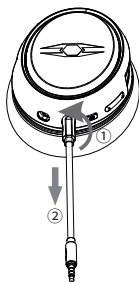
PS4：

从“设定” / “周边设备” / “音频设备” / “输出至耳机” / 选择“所有音频”。

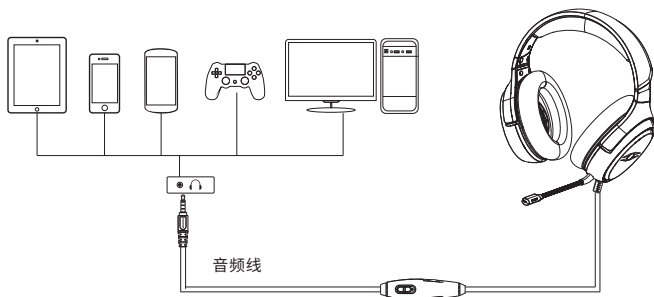
有线连接



音频线连接示意图



音频线卸载示意图



注：有线连接时，自动关机断开无线连接；

兼容CTIA标准接口设备；

Xbox One控制器没有3.5mm接口，需搭配Xbox One耳机适配器。

三、麦克风静音控制



灯光长亮：静音状态 灯光熄灭：拾音状态

四、注意事项

自动关机：耳机超时无连接，将自动关机。

复位配对：当耳机无法正常无线连接时，关机状态下长按电源开关5秒，待工作指示灯快闪红色进入配对模式，USB无线适配器连接设备情况下插入复位孔长按2秒，完成配对连接。

■ 安全使用方法

为了您有一个安全与舒适的使用体验，请仔细阅读并遵守以下事项。

1. 为了避免听力受损，请务必在连接耳机前将播放设备音量调小！在将耳机佩戴入耳内/耳上之后，再逐步调大至您聆听舒适的音量。噪音是以分贝(dB)为计量单位的，外界任何85分贝及以上的噪音都会导致听力逐渐受损。
2. 请注意您的使用习惯！音量和时间对听力损失的影响成正反比的关系：音量越大，您聆听的时间越短；音量越舒适，您聆听的时间越长。长时间使用较高的音量会对您的听力造成伤害。此分贝(dB)表对某些常见声音进行比较，并列出了他们可能对听力的潜在危害等级。

声音来源	噪声等级	听力影响
低声细语	30dB	非常安静
安静的办公室	50-60dB	舒适的听力级别在60dB以下
吸尘器/吹风机	70dB	有一定入侵性，造成干扰妨碍电话交谈
食物料理机	85-90dB	85dB是开始造成听力受损（连续8小时）的级别
垃圾清理机 混凝土搅拌机	100dB	建议无保护措施而暴露在90-100dB声音之下的时间不要超过15分钟
电锯/电钻	110dB	经常暴露于超过100dB的声音1分钟以上会有听力受损的风险
摇滚音乐会 (因情况而异)	110-140dB	感觉疼痛的阈值在120dB左右开始

“普通人能够以70%的音量每天安全地聆听音乐4.6小时，了解聆听音乐的音量和时长尤为重要。”
在安全的音量级别下，充分利用您的设备，享受出色的声音表现。

■ 维护及保养

- 1.耳机的额定功率为10mW，请不要超负荷使用，以免造成耳机损坏；
- 2.请储存于干燥洁净环境，使用中避免液体进入机身内部、跌落或碰撞，以免损坏；
- 3.勿在高温高湿的场所长时间使用耳机，容易造成耳机损坏或降低使用寿命；
- 4.耳机在放置时要避免和强磁体接触，以免使耳机的恒磁体去磁，使耳机的灵敏度降低而影响耳机音色；
- 5.勿使用烈性化学制品、清洁剂，清洁耳机；
- 6.不要用尖锐物品在产品表面刮蹭，以免损坏外壳、影响外观；
- 7.请不要自行拆机改装或维修，以防止出现人身伤害，如有问题或服务需求请联系当地经销商跟进处理；

■ 注意事项

⚠ 危险

• 为确保您的人身安全，请勿将该耳机佩戴或放置在离心脏起搏器过近的位置（小于 10cm）。	⊘ 禁止
• 请勿将线材插头插入电源插座。	⊘ 禁止
• 为了您与其他交通参与者的安全，驾驶车辆、骑自行车或马路上行走时，请勿使用耳机。	❗ 执行
• 请勿将耳机靠近明火或置于火中，以免发生爆炸。	⊘ 禁止

⚠ 警告

• 儿童应在成人监督下使用本产品,本产品并非玩具。	❗ 执行
• 使用该产品时需遵守相关安全规定，法律法规明确禁止使用场合请勿使用本机，以免导致意外事故。	❗ 执行

■ 关于图标含义解释



根据RL2004/108/EG和European Low Voltage Directive (欧洲低电压指令)

RL2006/95/EG的测试结果表明, 本产品符合欧共体关于电磁兼容性的成员国法律整合的指令中所规定的限值。



此符号表示, 根据WEEE指令(2012/19/EU)和国家法律, 由于这种类型的废弃物会有潜在的有害物质, 可能对环境 and 人类健康产生负面影响, 所以本产品不应

与您的家庭垃圾一起处置, 应将本产品交由授权的电气和电子设备(WEEE)回收站回收。同时, 您在正确处理本产品的同时将有助于自然资源的利用。如需了解更多有关您可以在何处放置废物回收设备的信息, 请有效联系您当地的城市办事处、废物管理局或家庭废物处理服务部门。



未经合规方明确批准的变更或修改可能会使用户失去操作设备的权限。

此设备符合FCC规则第15条部分的要求。操作须符合以下两个条件:

- (1) 此设备可能不会造成有害干扰, 并且
- (2) 此设备必须接受接收到的任何干扰, 包括可能导致意外操作的干扰。

■ 环保说明

产品中有毒有害物质或元素的名称及含量标识表

部件名称	有毒有害物质或元素					
	铅 (Pb)	汞 (Hg)	镉 (Cd)	六价铬 (Cr(VI))	多溴联苯 (PBB)	多溴二苯醚 (PBDE)
塑料部件	○	○	○	○	○	○
金属部件	×	○	○	○	○	○
电路板组件	×	○	○	○	○	○
线缆	×	○	○	○	○	○
<p>本表格依据SJ/T 11364的规定编制。</p> <p>○: 表示该有害物质在该部件所有均质材料中的含量均在 GB/T 26572 规定的限量要求以下。</p> <p>×: 表示该有害物质至少在该部件的某一均质材料中的含量超出 GB/T 26572 规定的限量要求。</p>						
<p>此标志为产品的环保使用期限标志，</p> <p>且此标保使用期限只适用于产品正常工作的温度和湿度等条件。</p>						

■ Foreword

Listening to all directions, you can "play" the battlefield! — TAKSTAR is the well known leading brand in China electro-acoustic industry. Liberty Gamer is the professional gaming headset developed by Takstar based on many years of technology accumulation.

It features high performance and comfortable wearing and emphasizes on providing competition advantages and brilliant gaming experience.

Life is full of rules just like gaming. Enjoy the gaming freely and enjoy your life. Gamers obey the rules but are not limited by the rules. Try your best to enjoy the gaming and you are the liberty gamer. Gaming well and living well, you need a good headset.

If you have any question or suggestion, please contact your local dealer.

■ Features

- 2.4GHz wireless transmission technology, up to 15m ultra-low delay Hi-Fi audio transmission
- Virtual 7.1 surround sound, accurate pan and ambient gaming experience
- Ø50mm NdFeB driver, high sensitivity, wide response and dynamic
- Detachable microphone, high quality picking up, prominent talkback experience
- Low power consumption, up to 30h gaming time
- Compatible with multiple systems for mobile equipment/PC application

■ Product Content

Wireless gaming headset.....	1 pc
Detachable microphone.....	1 pc
USB wireless adapter.....	1 pc
Charging cable.....	1 pc
Audio cable.....	1 pc
User manual.....	1 pc

■ Application

Suitable for PC, MAC, PS4™, Xbox One and mobile equipment

■ Specification

Headset Specification

Type: dynamic

Unit Dia: Ø50mm

Unit Impedance: $32 \pm 15\%$

Headset Frequency Response: 20Hz-20KHz

Headset Sensitivity: $96 \pm 3\text{dB}$ at 1KHz

Sample Rate: 48KHz/16bit

Frequency Response: 20Hz-20KHz

THD: $\text{THD} < 0.5\%$ 1KHz

Output Power: 10mW/32Ω

S/N Ratio: 90dB (A-Weighted)

Virtual 7.1: DSP hard decode

Operation Time: more than 30h

Charging Time: approximate 2.5h

Net Weight: approximate 330g

Wireless Specification

Operation Frequency: 2402~2480MHz

Transmission Power: $\leq 2\text{dBm}$

Receiving Sensitivity: $\geq -85\text{dBm}$

Delay: $\leq 16\text{ms}$

Data Transmission: USB2.0, supporting HID protocol

Effective Range: more than 15m

Note:

1. Charging time and operation time depend on the operation status.
2. The transmission range changes according to the obstacles between the devices, the magnetic field around the microwave oven, static electricity, receiving sensitivity, antenna performance, operating system and other factors
3. The above data is obtained from the test of Takstar laboratory and has the final interpretation right!

Microphone Specification

Polar Pattern: unidirectional

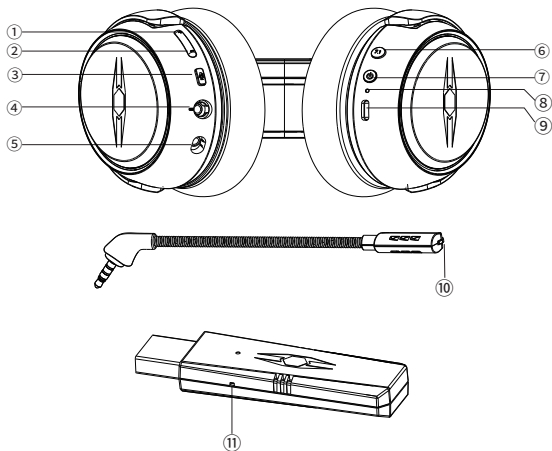
Sensitivity: $-38\text{dB} \pm 3\text{dBV}$

($0\text{dB} = 1\text{V/Pa}$ at 1KHz)

Output Impedance: 2.2KΩ at 1KHz

■ Operation Instruction

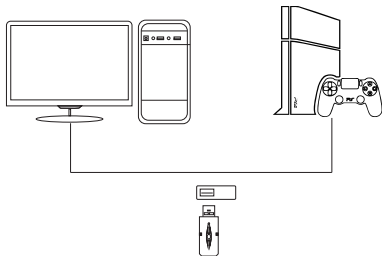
A. Function



- ① Volume +
- ② Volume -
- ③ Mic mute switch
- ④ Audio input connector
- ⑤ Microphone connector
- ⑥ Virtual 7.1 surround switch
- ⑦ Power switch (keep pressing 2 seconds to turn on/off)
- ⑧ Headset operation LED
- ⑨ Type-C charging port
- ⑩ Mic operation LED
- ⑪ Reset port

B. Equipment connection

Wireless connection



Connect the USB port of headset with PC or gaming equipment.

Note: the USB port needs to use high power port (USB2.0 or more advanced version).
The USB port of outdated keyboard or monitor may not to support high power equipment.

Setting

Windows:

Select “LIBERTY GAMER NOUS” as the steps below: “control panel” /” hardware & sound” , “play” and “record” .

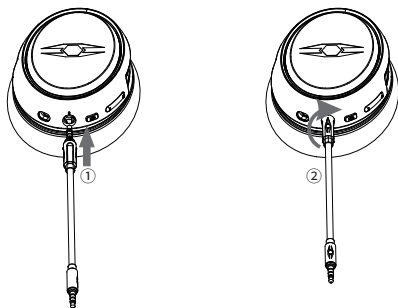
Mac:

Select “LIBERTY GAMER NOUS” as the steps below: “system preference setting” ,
“output” and “input”

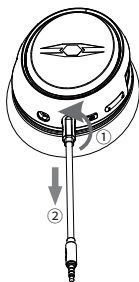
PS4:

Select as the steps below: “setting” / “peripheral equipment” / “audio equipment” /
“output to headset” /select “all audio” .

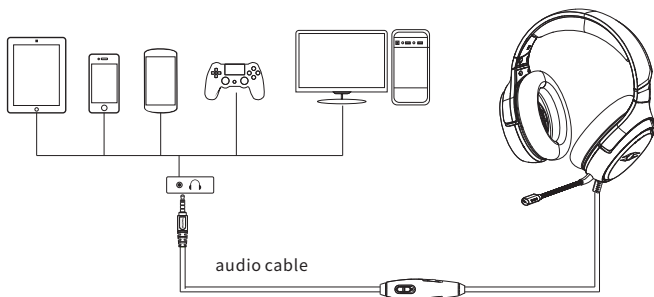
Wired connection



Audio cable connection diagram



Audio cable disconnection diagram



Note: when it is connected in a wire way, it turns off and disconnects the wireless connection automatically.

Compatible with the equipment of CTIA connector.

Xbox One controller has no 3.5mm connector and it needs Xbox One headset adapter.

C. Microphone mute control



LED keeps lighting up: mute status . LED lights off: picking up status.

D. Caution

Automatically turning off: it turns off automatically after the headset has no connection out of the time limitation.

Reset matching: if the headset can not has the wireless connection. Turn off it and keep pressing the power switch for 5 seconds. When the operation LED flashes red it enters into matching mode. Insert into the reset port of the wireless USB adapter and press for 2 seconds to finish the matching and connecting.

■ Correct Operation

For safe and comfortable operation, please read carefully and abide by the following items:

1.To avoid hearing loss, set the volume of the player to minimum before connecting the headset. After putting the earphone on, increase the volume to a proper level. Noise is measured in decibels (dB). Any outside noise of 85 decibels or more will cause gradual hearing loss.

2.Please pay attention to your operation habits! Volume and time are directly and inversely proportional to hearing loss. The louder the volume, the shorter the time you listen; the more comfortable the volume is, the longer the time you listen. Listen high volume sound will cause damage to your hearing.

This dB table lists the comparison of some normal sounds and the potential hurt level to your hearing:

Sound from	Noise level	Hearing impact
Whisper	30dB	Very quiet
A quiet office	50-60dB	Comfortable hearing level below 60dB
Vacuum cleaner / blower	70dB	It has certain invasiveness, causing interference and hindering telephone conversation
Food processor	85-90dB	85 is the level at which hearing loss (8 hours in a row) begins
Garbage cleaner Concrete mixer	100dB	It is recommended not to expose to 90-100db sound for more than 15 minutes without protective measures
Electric saw / drill	110dB	Risk of hearing loss if exposed to more than 100dB for more than 1 minute
Rock & roll concert (varies by situation)	110-140dB	The threshold of pain starts at about 120dB





The average person can hear the music safely at 70% volume for 4.6 hours every day. It is very important to know the volume and time when hearing music. Use your equipment sufficiently at safe volume level to enjoy the outstanding sound performance.

■ Maintenance



- 1.The rated power of headphone is 10mW. Please do not operate it at overload status to avoid headphone (or earphone) damage.
- 2.Please keep the headphone (or earphone) in dry and clean environment. During operation, prevent the headphone (or earphone) from water entering into it or dropping or colliding to avoid damage.
- 3.Operating the headphone in high temperature or high humidity leads to headphone damage or shortening the headphone life.
- 4.Keep the headphone away from strong magnet to avoid demagnetizing or headphone sensitivity decreased.
- 5.Do not use strong chemical or detergent for cleaning.
- 6.Do not use sharp article to scratch the product surface.
- 7.Please do not disassemble or repair the headphone by yourself to avoid problem happens.

■ Caution


DANGER


• To guarantee personal safety, do not wear or keep the headphone close (less than 10cm) to the pacemaker.	 Prohibition
• Do not connect the cable plug with AC power socket	 Prohibition
• To guarantee personal safety, do not operate the headphone (or earphone) during driving or riding or walking.	 Implementation
• Keep the headphone (or earphone) away from fire to avoid explosion.	 Prohibition

WARNING

• Supervise the children when they are using this product because this product is not a toy.	 Implementation
• Abide by the relative regulation or law during operation. Do not use this headphone if it is prohibited by regulation or law to avoid accident	 Implementation

■ Icon meaning

 According to the test results of RL2004 / 108 / EG and European low voltage directive RL2006 / 95 / EG, this product conforms to the limit values specified in the directive of the European Community on the integration of the laws of the member states on electromagnetic compatibility.

 This symbol indicates that according to WEEE Directive (2012 / 19 / EU) and national laws, this type of waste will have potential harmful substances, which may have a negative impact on the environment and human health, so this product should not be disposed together with your household waste, and should be handed over to the authorized electrical and electronic equipment (WEEE) recycling station for recycling. At the same time, when you handle this product correctly, it will help the effective use of natural resources. For more information on where you can place your waste recycling equipment, please contact your local city office, Waste Management Bureau or household waste treatment service.



NOTE: This equipment has been tested and found to comply with the limits for a Class B digital device, pursuant to part 15 of the FCC Rules. These limits are designed to provide reasonable protection against harmful interference in a residential installation. This equipment generates uses and can radiate radio frequency energy and, if not installed and used in accordance with the instructions, may cause harmful interference to radio communications. However, there is no guarantee that interference will not occur in a particular installation. If this equipment does cause harmful interference to radio or television reception, which can be determined by turning the equipment off and on, the user is encouraged to try to correct the interference by one or more of the following measures:

- Reorient or relocate the receiving antenna.
 - Increase the separation between the equipment and receiver.
 - Connect the equipment into an outlet on a circuit different from that to which the receiver is connected.
 - Consult the dealer or an experienced radio/TV technician for help
- Changes or modifications not expressly approved by the party responsible for compliance could void the user's authority to operate the equipment. This device complies with Part 15 of the FCC Rules. Operation is subject to the following two conditions:
- (1) this device may not cause harmful interference, and
 - (2) this device must accept any interference received, including interference that may cause undesired operation.

注意事项：

1. 本单为保修凭证，请用户妥善保管，如有遗失，恕不保修或退换。
2. 保修期限制：购买之日起十二个月内。
3. 除了不可抗力事件损坏外，由本公司负责，免费维修。
4. 如属保管不善或使用不当造成的损坏，维修点将酌情收费。
5. 擅自拆卸维修者，不予保修。
6. 以上保修条款仅限于中国市场适用（不含港澳台地区）。

产品服务保证书

姓名：_____ 电话：_____ 地址：_____

商品：_____ 型号：_____ 购买日期：_____ 年 ____ 月 ____ 日

维修记录栏（由维修员填写）	维修员签名	日期

◆ 广东得胜电子有限公司 ◆ 电话：400-6828-333 ◆ 地址：广东省惠州市博罗县龙溪街道富康一路2号



扫一扫，了解更多产品

Scan for more

product information



**广东省电声工程技术研究开发中心
广东得胜电子有限公司制造**

地址：广东省惠州市博罗县龙溪街道富康一路2号

服务热线：400 6828 333 传真：0752 6383950

邮箱：xs@takstar.com

网址：www.takstar.com

Guangdong Takstar Electronic Co., Ltd.

Address: No. 2 Fu Kang Yi Rd., Longxi Boluo

Huizhou, Guangdong 516121 China

Tel: 86 752 6383644 Fax: 86 752 6383952

Email: sales@takstar.com

Website: www.takstar.com

9TGM265S1E